



TO: Port Commission

FROM: Holland MacLaurie, Port Director

DATE: May 12, 2023

SUBJECT: Public Hearing to Receive Testimony Regarding the Drawing of Port Commission District Boundaries Pursuant to Elections Code § 21601

## RECOMMENDATION

1. Review draft maps
2. Receive public testimony on drawing of Port District boundaries
3. Consider adoption of Resolution 23-05, establishing Port Commission boundaries

## BACKGROUND

On August 10, 2021, the Port Commission adopted Resolution 21-03 declaring its intent to transition from at-large to district-based elections for its Port Commissioners commencing with the General Election in November 2024. Elections code Section 10010 provides that the Port District conducts four public hearings to receive community feedback on the proposed composition of the five districts.

Since adoption of the Resolution of Intent, the Port District has been engaged in outreach efforts to inform the public about district elections and the process associated with their formation. A webpage ([www.santacruzharbor.org/transition-to-district-based-elections/](http://www.santacruzharbor.org/transition-to-district-based-elections/)) was developed to provide information about district elections including opportunities for when and how the public can be engaged, the official notice of Public Hearings was translated (English/Spanish), and an article was placed in the Santa Cruz Harbor February and March monthly newsletters.

On April 25, 2023, the Port Commission conducted the third of four Public Hearings. At that hearing, four draft maps were presented and reviewed.

## ANALYSIS

Based on public input, Commission direction, and other legally required criteria received at that meeting, the District's demographer submitted two additional proposed draft maps for public review and comment (Attachments B & C). The draft maps were posted to the District's website on May 15, 2023.

This is the fourth and final Public Hearing. It is recommended that the Port Commission review the draft maps and if no changes are proposed, consider designating one of the six draft maps as the preferred map via Resolution 23-05 (Attachment A). All necessary public hearings and opportunities for public testimony have been conducted in compliance with State law.

**NEXT STEPS:**

Upon adoption, Resolution 23-05 will authorize the County Elections Department to integrate the Port District boundary map into the countywide election system. The first by-district election will occur in November 2024

**IMPACT ON PORT DISTRICT RESOURCES**

There are no impacts to Port District resources associated with adoption of Resolution 23-05.

- ATTACHMENTS:
- A. Resolution 23-05
  - B. Original Draft Maps (4) – posted April 13, 2023
  - C. New Draft Maps (2) – posted May 15, 2023

Santa Cruz Port District  
**Resolution 23-05**  
May 23, 2023

On the motion of \_\_\_\_\_

Duly seconded by \_\_\_\_\_

A resolution of the Santa Cruz Port Commission adopting redistricting maps for the Santa Cruz Port District pursuant to Elections Code Section 21601 et seq.

WHEREAS, Public Hearings were held on March 6, 2023, and March 28, 2023, to receive public input regarding the composition of the Port District's voting districts before any draft maps were drawn; and,

WHEREAS, a Public Hearing was held on April 25, 2023, where the public and the Commission were invited to provide input regarding the content of the draft maps; and,

WHEREAS, on May 23, 2023, the Port Commission held a final public hearing on the proposal to establish district boundaries, reviewed additional public input, formally selected the district map and the election sequence attached to, incorporated in, and set forth in this Resolution; and,

WHEREAS, this Resolution is adopted to provide for election of members of the Port Commission of the Santa Cruz Port District by-district in five single member districts as reflected in Exhibit A to this Resolution to implement the purposes of the California Voting Rights Act of 2001 (Elections Code § 14025, et seq.); and,

WHEREAS, a map showing the five Port Commission districts is attached as Exhibit "A" and incorporated by reference.

NOW, THEREFORE, the Santa Cruz Port Commission hereby RESOLVES, and ORDERS as follows:

Section 1. The Port Commission finds that the Recitals set forth above are true and correct and are incorporated into this resolution by reference.

Section 2. Based upon substantial evidence presented to the Port Commission during public hearings held on March 6, 2023, March 28, 2023, April 25, 2023, and May 23, 2023, which included public testimony and written and oral staff reports, the Port Commission finds as follows:

a. All necessary public hearings and opportunities for public testimony and comment have been conducted in compliance with State law.

Section 3. The map attached hereto as Exhibit A to this Resolution, and incorporated herein by this reference, is hereby approved and adopted as the Official Port Commission District Map for the Santa Cruz Port District and shall be used in the 2024 general election and all such elections for the Port District, until further amended.

Section 4. The Port Director is authorized and directed to file the District Map with the Santa Cruz County Elections Department and/or Registrar.

PASSED AND ADOPTED, by the Santa Cruz Port District Commission this 23<sup>rd</sup> day of May 2023, by the following vote:

AYES: \_\_\_\_\_

NOES: \_\_\_\_\_

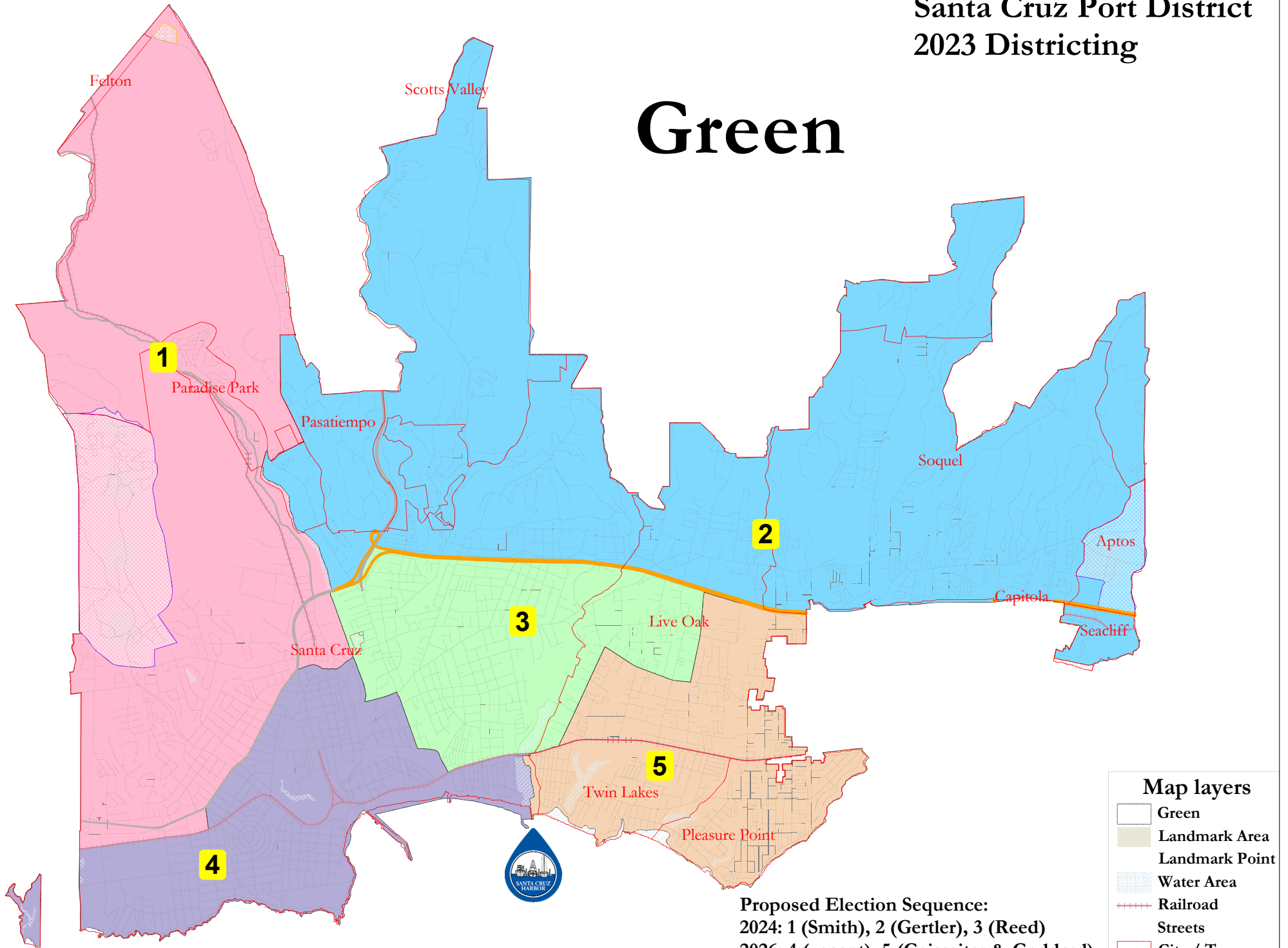
ABSENT: \_\_\_\_\_

APPROVED BY:

\_\_\_\_\_  
Darren Gertler, Chair  
Santa Cruz Port District Commission

# Santa Cruz Port District 2023 Districting

# Green



Green							
District		1	2	3	4	5	Total
	Total Pop	19,461	19,358	19,482	20,769	19,875	98,945
	Deviation from ideal	-328	-431	-307	980	86	1,411
	% Deviation	-1.66%	-2.18%	-1.55%	4.95%	0.43%	7.13%
Total Pop	% Hisp	21.4%	20%	24%	25%	27%	24%
	% NH White	56%	68%	63%	59%	62%	62%
	% NH Black	4%	2%	2%	2%	2%	2%
	% Asian-American	15%	6%	6%	9%	5%	8%
Citizen Voting Age Pop	Total	17,941	15,429	15,535	15,444	15,370	79,719
	% Hisp	18%	15%	16%	17%	15%	16%
	% NH White	60%	76%	74%	71%	74%	71%
	% NH Black	2%	2%	1%	3%	2%	2%
	% Asian/Pac.Isl.	15%	3%	5%	5%	5%	7%
Voter Registration (Nov 2020)	Total	11,983	14,131	13,627	13,540	13,749	67,030
	% Latino est.	10%	12%	14%	14%	15%	13%
	% Spanish-Surnamed	10%	11%	13%	13%	13%	12%
	% Asian-Surnamed	5%	3%	2%	3%	2%	3%
	% Filipino-Surnamed	1%	1%	1%	1%	1%	1%
	% NH White est.	82%	83%	83%	78%	82%	82%
	% NH Black	2%	2%	1%	3%	1%	2%
Voter Turnout (Nov 2020)	Total	9,910	12,572	11,724	11,308	11,871	57,385
	% Latino est.	9%	11%	13%	13%	14%	12%
	% Spanish-Surnamed	9%	11%	12%	12%	13%	11%
	% Asian-Surnamed	4%	3%	2%	3%	2%	3%
	% Filipino-Surnamed	4%	3%	2%	3%	2%	3%
	% NH White est.	84%	84%	84%	80%	83%	83%
	% NH Black	1%	2%	1%	3%	1%	1%
Voter Turnout (Nov 2018)	Total	8,405	9,780	9,469	8,911	9,076	45,641
	% Latino est.	16%	14%	16%	19%	19%	17%
	% Spanish-Surnamed	9%	8%	10%	11%	11%	10%
	% Asian-Surnamed	4%	2%	2%	3%	2%	3%
	% Filipino-Surnamed	1%	1%	1%	1%	1%	1%
	% NH White est.	83%	86%	86%	82%	85%	84%
	% NH Black est.	1%	2%	1%	3%	1%	1%
ACS Pop. Est.	Total	21,667	19,908	19,578	20,401	20,540	102,095
Age	age0-19	29%	22%	17%	18%	20%	21%
	age20-60	56%	52%	61%	61%	56%	57%
	age60plus	15%	26%	22%	21%	24%	21%
Immigration	immigrants	14%	9%	11%	16%	16%	13%
	naturalized	47%	53%	49%	39%	48%	46%
Language spoken at home	english	71%	85%	79%	74%	74%	76%
	spanish	12%	11%	14%	17%	21%	15%
	asian-lang	9%	1%	3%	5%	2%	4%
	other lang	8%	3%	3%	5%	3%	5%
Language Fluency	Speaks Eng. "Less than Very Well"	4%	3%	6%	8%	9%	6%
Education (among those age 25+)	hs-grad	33%	51%	49%	43%	45%	45%
	bachelor	29%	27%	25%	29%	28%	27%
	graduatedegree	36%	17%	21%	22%	19%	22%
Child in Household	child-under18	20%	27%	24%	19%	25%	23%
Pct of Pop. Age 16+	employed	53%	61%	66%	61%	62%	61%
Household Income	income 0-25k	16%	8%	19%	24%	15%	16%
	income 25-50k	13%	12%	15%	18%	16%	15%
	income 50-75k	9%	14%	11%	9%	13%	11%
	income 75-200k	41%	46%	41%	37%	40%	41%
	income 200k-plus	21%	21%	14%	13%	16%	17%
Housing Stats	single family	77%	86%	69%	61%	71%	72%
	multi-family	23%	14%	31%	39%	29%	28%
	rented	39%	29%	53%	63%	42%	46%
	owned	61%	71%	47%	37%	58%	54%

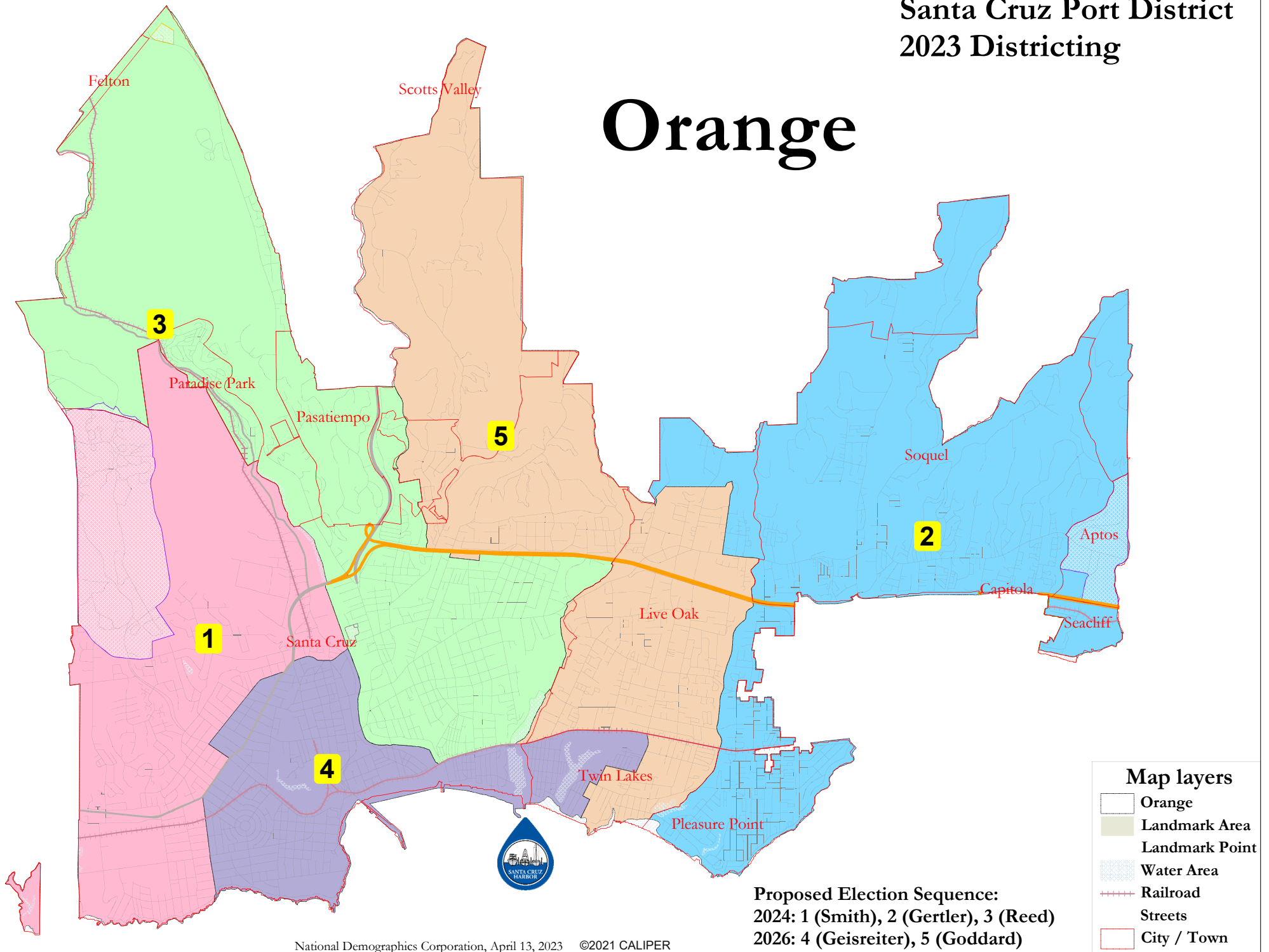
Total population data from the 2020 Decennial Census.

Surname-based Voter Registration and Turnout data from the California Statewide Database.

Latino voter registration and turnout data are Spanish-surname counts adjusted using Census Population Department undercount estimates. NH White and NH Black registration and turnout counts estimated by NDC. Citizen Voting Age Pop., Age, Immigration, and other demographics from the 2015-2019 American Community Survey and Special Tabulation 5-year data.

# Santa Cruz Port District 2023 Districting

# Orange



Orange							
District		1	2	3	4	5	Total
	Total Pop	20,113	19,928	20,171	19,177	19,556	98,945
	Deviation from ideal	324	139	382	-612	-233	994
	% Deviation	1.64%	0.70%	1.93%	-3.09%	-1.18%	5.02%
Total Pop	% Hisp	21.6%	22%	24%	23%	28%	24%
	% NH White	57%	67%	63%	61%	60%	62%
	% NH Black	4%	1%	2%	2%	2%	2%
	% Asian-American	14%	5%	7%	9%	6%	8%
Citizen Voting Age Pop	Total	18,630	16,548	16,215	14,130	14,196	79,719
	% Hisp	19%	16%	13%	15%	18%	16%
	% NH White	61%	74%	72%	74%	75%	71%
	% NH Black	3%	2%	2%	2%	2%	2%
	% Asian/Pac.Isl.	15%	3%	5%	5%	5%	7%
Voter Registration (Nov 2020)	Total	12,159	14,560	14,348	12,815	13,148	67,030
	% Latino est.	11%	13%	13%	13%	16%	13%
	% Spanish-Surnamed	10%	12%	12%	12%	15%	12%
	% Asian-Surnamed	5%	2%	3%	3%	2%	3%
	% Filipino-Surnamed	1%	1%	1%	1%	1%	1%
	% NH White est.	83%	83%	83%	79%	80%	82%
	% NH Black	1%	1%	1%	3%	1%	2%
Voter Turnout (Nov 2020)	Total	10,034	12,824	12,373	10,780	11,374	57,385
	% Latino est.	10%	12%	12%	12%	15%	12%
	% Spanish-Surnamed	9%	11%	11%	11%	13%	11%
	% Asian-Surnamed	4%	2%	3%	3%	2%	3%
	% Filipino-Surnamed	4%	2%	3%	3%	2%	3%
	% NH White est.	84%	84%	84%	80%	81%	83%
	% NH Black	1%	1%	1%	3%	1%	1%
Voter Turnout (Nov 2018)	Total	8,592	9,786	9,950	8,433	8,880	45,641
	% Latino est.	16%	16%	15%	18%	19%	17%
	% Spanish-Surnamed	10%	9%	9%	10%	11%	10%
	% Asian-Surnamed	4%	2%	2%	3%	2%	3%
	% Filipino-Surnamed	1%	1%	1%	1%	1%	1%
	% NH White est.	83%	86%	86%	82%	84%	84%
	% NH Black est.	1%	1%	1%	3%	1%	1%
ACS Pop. Est.	Total	22,215	21,112	20,252	19,137	19,379	102,095
Age	age0-19	28%	21%	16%	21%	21%	21%
	age20-60	56%	53%	63%	59%	55%	57%
	age60plus	16%	26%	21%	20%	25%	21%
Immigration	immigrants	14%	10%	11%	16%	15%	13%
	naturalized	47%	56%	54%	37%	42%	46%
Language spoken at home	english	71%	82%	81%	75%	73%	76%
	spanish	12%	14%	12%	16%	21%	15%
	asian-lang	9%	1%	3%	4%	2%	4%
	other lang	8%	2%	4%	5%	4%	5%
Language Fluency	Speaks Eng. "Less than Very Well"	4%	5%	5%	8%	9%	6%
Education (among those age 25+)	hs-grad	33%	50%	46%	42%	48%	45%
	bachelor	28%	27%	28%	28%	26%	27%
	graduatedegree	36%	16%	21%	23%	18%	22%
Child in Household	child-under18	19%	26%	22%	20%	28%	23%
Pct of Pop. Age 16+	employed	52%	64%	69%	62%	58%	61%
Household Income	income 0-25k	15%	10%	18%	25%	13%	16%
	income 25-50k	17%	13%	14%	15%	16%	15%
	income 50-75k	9%	12%	10%	9%	15%	11%
	income 75-200k	38%	47%	42%	37%	40%	41%
	income 200k-plus	21%	18%	16%	14%	16%	17%
Housing Stats	single family	77%	81%	72%	60%	74%	72%
	multi-family	23%	19%	28%	40%	26%	28%
	rented	41%	33%	53%	62%	40%	46%
	owned	59%	67%	47%	38%	60%	54%

Total population data from the 2020 Decennial Census.

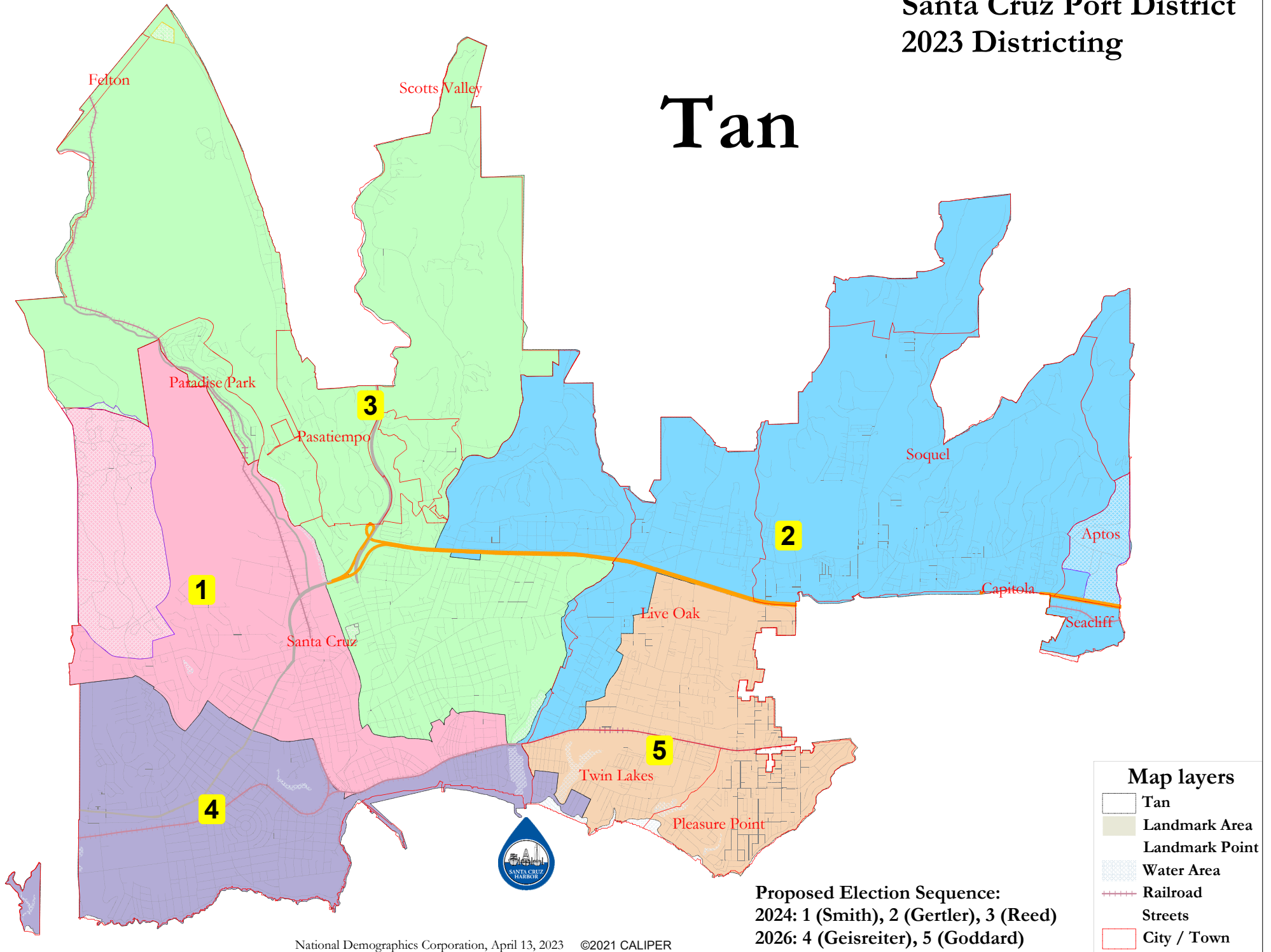
Surname-based Voter Registration and Turnout data from the California Statewide Database.

Latino voter registration and turnout data are Spanish-surname counts adjusted using Census Population Department undercount estimates. NH White and NH Black registration and turnout counts estimated by NDC. Citizen Voting Age Pop., Age, Immigration, and other demographics from the 2015-2019 American Community Survey and Special Tabulation 5-year data.



**Santa Cruz Port District  
2023 Districting**

# Tan



Tan							
District		1	2	3	4	5	Total
	Total Pop	19,827	19,230	20,348	19,482	20,058	98,945
	Deviation from ideal	38	-559	559	-307	269	1,118
	% Deviation	0.19%	-2.82%	2.82%	-1.55%	1.36%	5.65%
Total Pop	% Hisp	27.2%	23%	23%	17%	27%	24%
	% NH White	52%	65%	63%	66%	62%	62%
	% NH Black	5%	2%	2%	2%	2%	2%
	% Asian-American	13%	5%	7%	10%	5%	8%
Citizen Voting Age Pop	Total	15,871	15,124	16,565	16,844	15,315	79,719
	% Hisp	17%	19%	13%	17%	16%	16%
	% NH White	64%	75%	71%	70%	74%	71%
	% NH Black	3%	2%	2%	2%	2%	2%
	% Asian/Pac.Isl.	14%	3%	5%	8%	5%	7%
Voter Registration (Nov 2020)	Total	10,558	13,611	14,554	14,484	13,823	67,030
	% Latino est.	13%	14%	13%	11%	15%	13%
	% Spanish-Surnamed	12%	13%	12%	10%	14%	12%
	% Asian-Surnamed	4%	2%	3%	3%	2%	3%
	% Filipino-Surnamed	1%	1%	1%	1%	1%	1%
	% NH White est.	77%	82%	82%	83%	82%	82%
% NH Black	3%	2%	1%	2%	1%	2%	
Voter Turnout (Nov 2020)	Total	8,372	12,053	12,563	12,500	11,897	57,385
	% Latino est.	12%	13%	11%	10%	14%	12%
	% Spanish-Surnamed	11%	12%	11%	10%	13%	11%
	% Asian-Surnamed	4%	2%	3%	3%	2%	3%
	% Filipino-Surnamed	4%	2%	3%	3%	2%	3%
	% NH White est.	79%	83%	84%	84%	83%	83%
% NH Black	2%	2%	1%	2%	1%	1%	
Voter Turnout (Nov 2018)	Total	7,316	9,259	10,144	9,797	9,125	45,641
	% Latino est.	20%	16%	14%	15%	19%	17%
	% Spanish-Surnamed	11%	10%	9%	9%	11%	10%
	% Asian-Surnamed	4%	2%	2%	3%	2%	3%
	% Filipino-Surnamed	1%	1%	1%	1%	1%	1%
	% NH White est.	80%	85%	86%	85%	84%	84%
% NH Black est.	2%	1%	1%	2%	1%	1%	
ACS Pop. Est.	Total	20,116	19,817	20,609	21,084	20,470	102,095
Age	age0-19	32%	22%	17%	18%	19%	21%
	age20-60	53%	51%	62%	62%	56%	57%
	age60plus	15%	27%	21%	20%	24%	21%
Immigration	immigrants	15%	10%	11%	13%	16%	13%
	naturalized	36%	51%	54%	49%	46%	46%
Language spoken at home	english	69%	81%	82%	76%	74%	76%
	spanish	14%	15%	11%	13%	20%	15%
	asian-lang	8%	1%	3%	6%	2%	4%
	other lang	8%	3%	4%	5%	3%	5%
Language Fluency	Speaks Eng. "Less than Very Well"	6%	4%	4%	5%	10%	6%
Education (among those age 25+)	hs-grad	39%	54%	46%	38%	45%	45%
	bachelor	29%	25%	28%	28%	27%	27%
	graduatedegree	27%	17%	21%	30%	18%	22%
Child in Household	child-under18	20%	27%	23%	20%	26%	23%
Pct of Pop. Age 16+	employed	53%	62%	68%	60%	62%	61%
Household Income	income 0-25k	24%	10%	17%	19%	14%	16%
	income 25-50k	18%	14%	14%	14%	15%	15%
	income 50-75k	9%	15%	10%	9%	13%	11%
	income 75-200k	36%	45%	42%	40%	41%	41%
	income 200k-plus	13%	16%	18%	18%	17%	17%
Housing Stats	single family	54%	82%	74%	77%	72%	72%
	multi-family	46%	18%	26%	23%	28%	28%
	rented	59%	33%	49%	50%	42%	46%
	owned	41%	67%	51%	50%	58%	54%

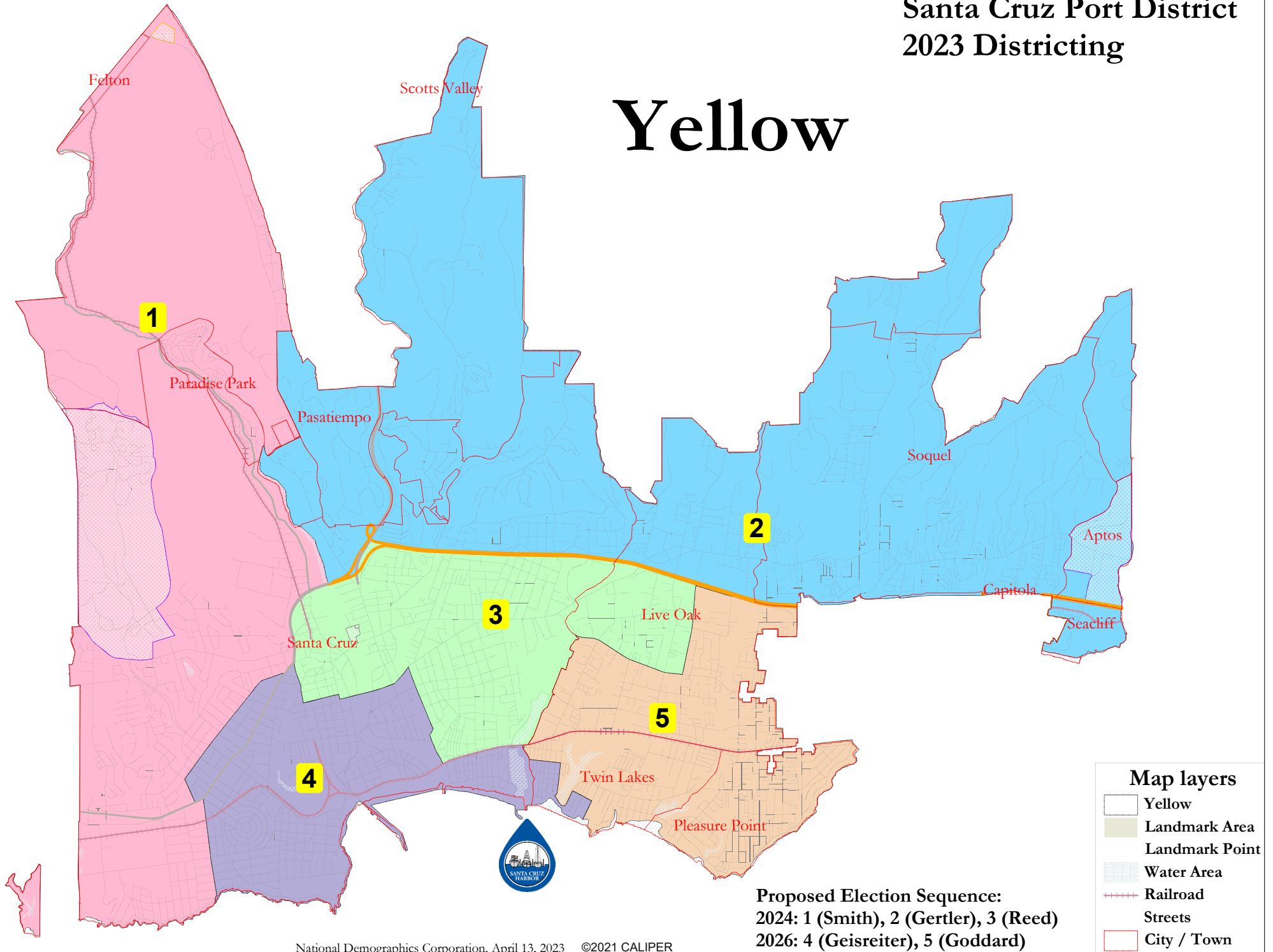
Total population data from the 2020 Decennial Census.

Surname-based Voter Registration and Turnout data from the California Statewide Database.

Latino voter registration and turnout data are Spanish-surname counts adjusted using Census Population Department undercount estimates. NH White and NH Black registration and turnout counts estimated by NDC. Citizen Voting Age Pop., Age, Immigration, and other demographics from the 2015-2019 American Community Survey and Special Tabulation 5-year data.

# Santa Cruz Port District 2023 Districting

## Yellow



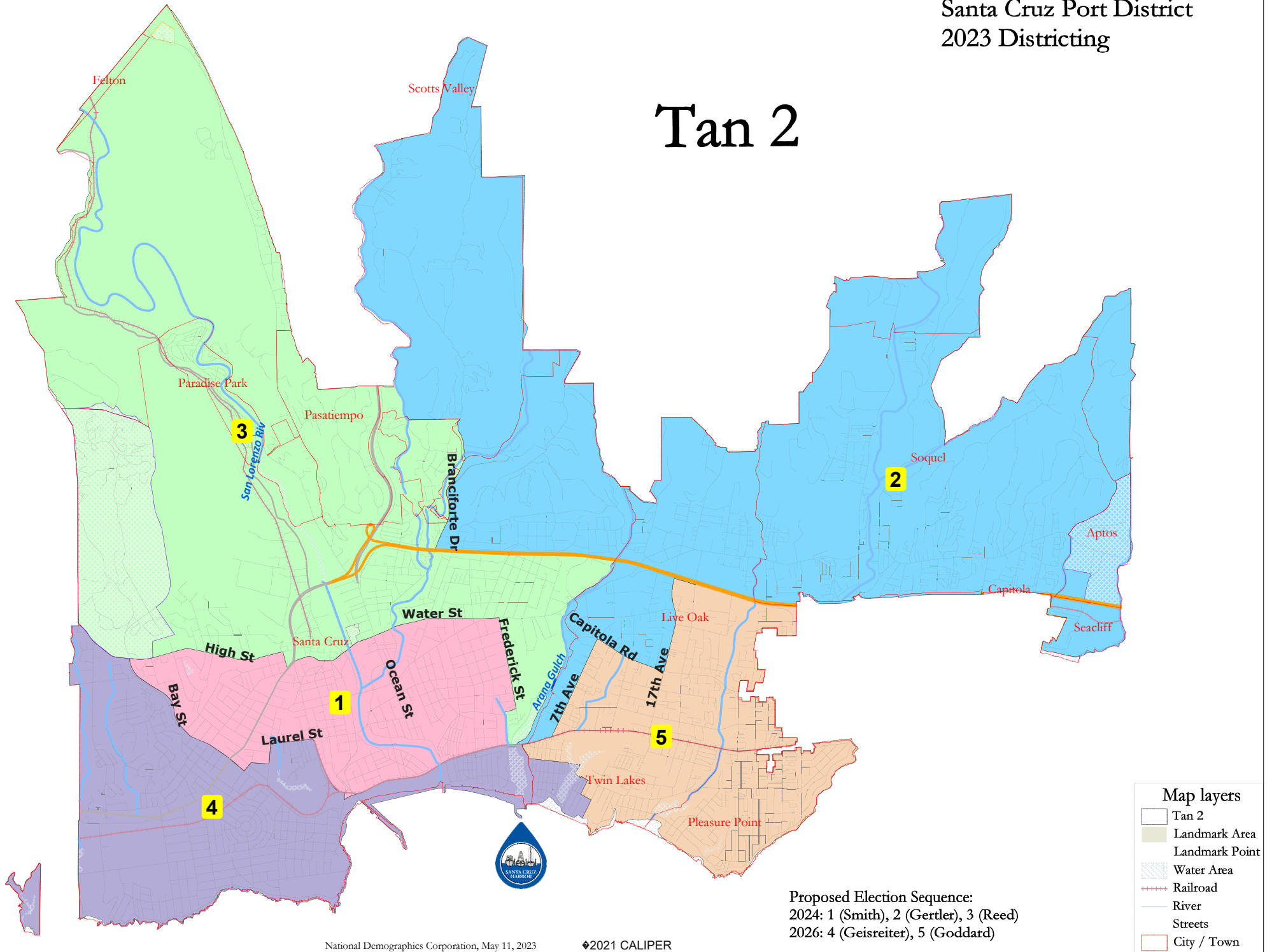
Yellow							
District		1	2	3	4	5	Total
	Total Pop	19,684	19,358	19,741	20,242	19,920	98,945
	Deviation from ideal	-105	-431	-48	453	131	884
	% Deviation	-0.53%	-2.18%	-0.24%	2.29%	0.66%	4.47%
Total Pop	% Hisp	21.2%	20%	23%	26%	27%	24%
	% NH White	57%	68%	63%	58%	61%	62%
	% NH Black	4%	2%	2%	2%	2%	2%
	% Asian-American	14%	6%	6%	9%	5%	8%
Citizen Voting Age Pop	Total	18,369	15,429	15,526	15,076	15,319	79,719
	% Hisp	18%	15%	15%	17%	16%	16%
	% NH White	60%	76%	75%	72%	73%	71%
	% NH Black	3%	2%	1%	3%	2%	2%
	% Asian/Pac.Isl.	15%	3%	5%	5%	5%	7%
Voter Registration (Nov 2020)	Total	12,084	14,131	14,041	13,106	13,668	67,030
	% Latino est.	10%	12%	14%	14%	15%	13%
	% Spanish-Surnamed	10%	11%	13%	13%	14%	12%
	% Asian-Surnamed	5%	3%	2%	3%	2%	3%
	% Filipino-Surnamed	1%	1%	1%	1%	1%	1%
	% NH White est.	82%	83%	82%	79%	82%	82%
	% NH Black	1%	2%	0%	3%	1%	2%
Voter Turnout (Nov 2020)	Total	9,994	12,572	12,057	10,965	11,797	57,385
	% Latino est.	9%	11%	13%	13%	14%	12%
	% Spanish-Surnamed	9%	11%	12%	12%	13%	11%
	% Asian-Surnamed	4%	3%	2%	3%	2%	3%
	% Filipino-Surnamed	4%	3%	2%	3%	2%	3%
	% NH White est.	84%	84%	83%	80%	83%	83%
	% NH Black	1%	2%	0%	3%	1%	1%
Voter Turnout (Nov 2018)	Total	8,617	9,780	9,460	8,780	9,004	45,641
	% Latino est.	15%	14%	16%	19%	19%	17%
	% Spanish-Surnamed	9%	8%	10%	11%	11%	10%
	% Asian-Surnamed	4%	2%	2%	3%	2%	3%
	% Filipino-Surnamed	1%	1%	1%	1%	1%	1%
	% NH White est.	83%	86%	87%	82%	84%	84%
	% NH Black est.	1%	2%	0%	3%	1%	1%
ACS Pop. Est.	Total	21,980	19,908	19,641	20,197	20,369	102,095
Age	age0-19	28%	22%	16%	20%	19%	21%
	age20-60	55%	52%	61%	62%	56%	57%
	age60plus	17%	26%	22%	18%	25%	21%
Immigration	immigrants	13%	9%	11%	16%	16%	13%
	naturalized	48%	53%	46%	40%	48%	46%
Language spoken at home	english	71%	85%	81%	73%	73%	76%
	spanish	12%	11%	12%	18%	22%	15%
	asian-lang	9%	1%	3%	4%	2%	4%
	other lang	8%	3%	4%	5%	3%	5%
Language Fluency	Speaks Eng. "Less than Very Well"	4%	3%	5%	8%	9%	6%
Education (among those age 25+)	hs-grad	33%	51%	49%	42%	45%	45%
	bachelor	30%	27%	25%	29%	27%	27%
	graduatedegree	34%	17%	22%	23%	18%	22%
Child in Household	child-under18	20%	27%	24%	20%	25%	23%
Pct of Pop. Age 16+	employed	51%	61%	66%	65%	62%	61%
Household Income	income 0-25k	14%	8%	20%	24%	15%	16%
	income 25-50k	15%	12%	16%	16%	17%	15%
	income 50-75k	9%	14%	11%	10%	13%	11%
	income 75-200k	41%	46%	40%	37%	40%	41%
	income 200k-plus	22%	21%	14%	14%	16%	17%
Housing Stats	single family	82%	86%	66%	61%	71%	72%
	multi-family	18%	14%	34%	39%	29%	28%
	rented	37%	29%	53%	64%	41%	46%
	owned	63%	71%	47%	36%	59%	54%

Total population data from the 2020 Decennial Census.

Surname-based Voter Registration and Turnout data from the California Statewide Database.

Latino voter registration and turnout data are Spanish-surname counts adjusted using Census Population Department undercount estimates. NH White and NH Black registration and turnout counts estimated by NDC. Citizen Voting Age Pop., Age, Immigration, and other demographics from the 2015-2019 American Community Survey and Special Tabulation 5-year data.

# Tan 2



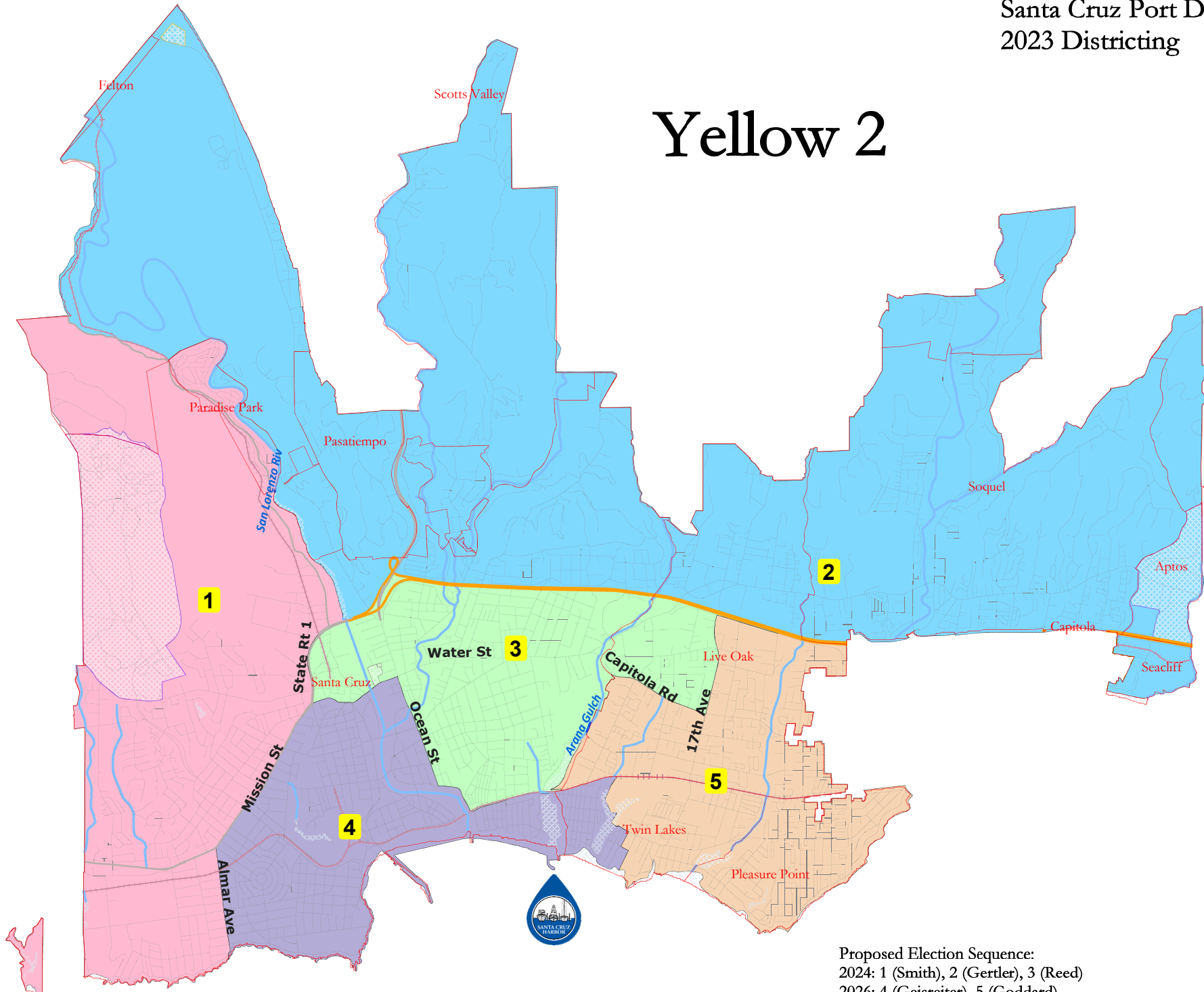
Tan 2							
District		1	2	3	4	5	Total
	Total Pop	19,971	19,874	19,844	19,408	19,848	98,945
	Deviation from ideal	182	85	55	-381	59	563
	% Deviation	0.92%	0.43%	0.28%	-1.93%	0.30%	2.85%
Total Pop	% Hisp	25.8%	22%	25%	17%	28%	24%
	% NH White	59%	67%	56%	65%	61%	62%
	% NH Black	2%	2%	4%	2%	2%	2%
	% Asian-American	8%	6%	11%	11%	5%	8%
Citizen Voting Age Pop	Total	14,866	15,657	17,119	16,916	15,163	79,720
	% Hisp	14%	18%	15%	18%	16%	16%
	% NH White	77%	76%	67%	70%	76%	73%
	% NH Black	1%	2%	3%	2%	2%	2%
	% Asian/Pac.Isl.	5%	3%	13%	8%	5%	7%
Voter Registration (Nov 2020)	Total	13,418	14,219	11,833	13,895	13,665	67,030
	% Latino est.	14%	13%	12%	11%	15%	13%
	% Spanish-Surnamed	13%	12%	11%	10%	14%	12%
	% Asian-Surnamed	3%	2%	3%	4%	2%	3%
	% Filipino-Surnamed	1%	1%	1%	1%	1%	1%
	% NH White est.	79%	82%	82%	83%	81%	82%
	% NH Black	2%	1%	2%	2%	1%	2%
Voter Turnout (Nov 2020)	Total	11,251	12,560	9,847	11,963	11,765	57,386
	% Latino est.	12%	12%	11%	10%	14%	12%
	% Spanish-Surnamed	11%	11%	10%	10%	13%	11%
	% Asian-Surnamed	3%	2%	3%	3%	2%	3%
	% Filipino-Surnamed	3%	2%	3%	3%	2%	3%
	% NH White est.	81%	83%	84%	84%	82%	83%
	% NH Black	2%	1%	2%	2%	1%	1%
Voter Turnout (Nov 2018)	Total	8,900	9,704	8,436	9,623	8,979	45,642
	% Latino est.	18%	15%	16%	15%	20%	17%
	% Spanish-Surnamed	10%	9%	9%	9%	12%	10%
	% Asian-Surnamed	3%	2%	3%	3%	2%	3%
	% Filipino-Surnamed	1%	1%	1%	1%	1%	1%
	% NH White est.	83%	85%	84%	85%	84%	84%
	% NH Black est.	2%	1%	2%	2%	1%	1%
ACS Pop. Est.	Total	19,119	20,380	21,095	21,276	20,226	102,096
Age	age0-19	18%	22%	30%	17%	19%	21%
	age20-60	63%	52%	52%	63%	56%	57%
	age60plus	19%	27%	18%	20%	24%	21%
Immigration	immigrants	14%	9%	12%	14%	16%	13%
	naturalized	45%	49%	41%	49%	48%	46%
Language spoken at home	english	78%	82%	73%	75%	73%	76%
	spanish	14%	14%	11%	14%	22%	15%
	asian-lang	2%	1%	9%	6%	2%	4%
	other lang	5%	3%	6%	6%	3%	5%
Language Fluency	Speaks Eng. "Less than Very Well"	6%	4%	5%	5%	10%	6%
Education (among those age 25+)	hs-grad	43%	54%	43%	38%	45%	45%
	bachelor	28%	25%	29%	28%	27%	27%
	graduatedegree	24%	16%	23%	30%	18%	22%
Child in Household	child-under18	21%	28%	23%	19%	25%	23%
Pct of Pop. Age 16+	employed	70%	61%	53%	60%	62%	61%
Household Income	income 0-25k	23%	9%	15%	19%	15%	16%
	income 25-50k	17%	12%	14%	15%	16%	15%
	income 50-75k	10%	15%	9%	9%	13%	11%
	income 75-200k	38%	46%	42%	39%	40%	41%
	income 200k-plus	13%	18%	21%	18%	16%	17%
Housing Stats	single family	55%	83%	81%	74%	71%	72%
	multi-family	45%	17%	19%	26%	29%	28%
	rented	67%	32%	33%	52%	42%	46%
	owned	33%	68%	67%	48%	58%	54%

Total population data from the 2020 Decennial Census.

Surname-based Voter Registration and Turnout data from the California Statewide Database.

Latino voter registration and turnout data are Spanish-surname counts adjusted using Census Population Department undercount estimates. NH White and NH Black registration and turnout counts estimated by NDC. Citizen Voting Age Pop., Age, Immigration, and other demographics from the 2015-2019 American Community Survey and Special Tabulation 5-year data.

# Yellow 2



**Map layers**

- Yellow 2
- Landmark Area
- Landmark Point
- Water Area
- Railroad
- River
- Streets
- City / Town

**Proposed Election Sequence:**  
 2024: 1 (Smith), 2 (Gertler), 3 (Reed)  
 2026: 4 (Geisreiter), 5 (Goddard)

Yellow 2

District		1	2	3	4	5	Total
	Total Pop	20,392	20,129	19,344	19,630	19,450	98,945
	Deviation from ideal	603	340	-445	-159	-339	1,048
	% Deviation	3.05%	1.72%	-2.25%	-0.80%	-1.71%	5.30%
Total Pop	% Hisp	21.2%	19%	24%	26%	28%	24%
	% NH White	57%	68%	63%	58%	61%	62%
	% NH Black	4%	2%	2%	2%	2%	2%
	% Asian-American	14%	6%	6%	9%	5%	8%
Citizen Voting Age Pop	Total	18,988	15,988	15,107	14,721	14,915	79,720
	% Hisp	18%	15%	15%	17%	16%	16%
	% NH White	62%	78%	76%	74%	76%	73%
	% NH Black	3%	2%	1%	3%	2%	2%
	% Asian/Pac.Isl.	15%	4%	5%	5%	5%	7%
Voter Registration (Nov 2020)	Total	12,749	14,719	13,698	12,565	13,299	67,030
	% Latino est.	10%	12%	14%	14%	15%	13%
	% Spanish-Surnamed	10%	11%	13%	13%	14%	12%
	% Asian-Surnamed	5%	3%	2%	3%	2%	3%
	% Filipino-Surnamed	1%	1%	1%	1%	1%	1%
	% NH White est.	83%	83%	83%	78%	82%	82%
	% NH Black	1%	2%	0%	3%	1%	2%
Voter Turnout (Nov 2020)	Total	10,581	13,104	11,773	10,446	11,482	57,386
	% Latino est.	9%	11%	13%	13%	14%	12%
	% Spanish-Surnamed	9%	10%	12%	12%	13%	11%
	% Asian-Surnamed	4%	3%	2%	3%	2%	3%
	% Filipino-Surnamed	4%	3%	2%	3%	2%	3%
	% NH White est.	84%	84%	84%	79%	83%	83%
	% NH Black	1%	2%	0%	3%	1%	1%
Voter Turnout (Nov 2018)	Total	8,965	10,222	9,486	8,182	8,787	45,642
	% Latino est.	16%	13%	16%	19%	19%	17%
	% Spanish-Surnamed	10%	8%	10%	11%	11%	10%
	% Asian-Surnamed	4%	2%	2%	3%	2%	3%
	% Filipino-Surnamed	1%	1%	1%	1%	1%	1%
	% NH White est.	83%	86%	86%	81%	84%	84%
	% NH Black est.	1%	2%	0%	3%	1%	1%
ACS Pop. Est.	Total	22,745	20,689	19,092	19,801	19,769	102,096
Age	age0-19	29%	22%	16%	20%	19%	21%
	age20-60	55%	52%	62%	62%	56%	57%
	age60plus	16%	26%	22%	18%	25%	21%
Immigration	immigrants	13%	9%	11%	16%	16%	13%
	naturalized	49%	53%	47%	39%	48%	46%
Language spoken at home	english	71%	85%	80%	74%	73%	76%
	spanish	12%	11%	13%	17%	22%	15%
	asian-lang	9%	1%	3%	4%	2%	4%
	other lang	8%	3%	3%	5%	3%	5%
Language Fluency	Speaks Eng. "Less than Very Well"	4%	3%	6%	8%	10%	6%
Education (among those age 25+)	hs-grad	32%	51%	49%	43%	46%	45%
	bachelor	29%	28%	25%	29%	27%	27%
	graduatedegree	36%	17%	22%	22%	18%	22%
Child in Household	child-under18	21%	27%	24%	19%	24%	23%
Pct of Pop. Age 16+	employed	52%	61%	66%	64%	62%	61%
Household Income	income 0-25k	14%	8%	19%	24%	15%	16%
	income 25-50k	15%	11%	15%	16%	17%	15%
	income 50-75k	9%	14%	11%	10%	12%	11%
	income 75-200k	41%	46%	40%	37%	41%	41%
	income 200k-plus	22%	21%	14%	13%	15%	17%
Housing Stats	single family	82%	87%	67%	59%	71%	72%
	multi-family	18%	13%	33%	41%	29%	28%
	rented	38%	29%	53%	65%	41%	46%
	owned	62%	71%	47%	35%	59%	54%

Total population data from the 2020 Decennial Census.

Surname-based Voter Registration and Turnout data from the California Statewide Database.

Latino voter registration and turnout data are Spanish-surname counts adjusted using Census Population Department undercount estimates. NH White and NH Black registration and turnout counts estimated by NDC. Citizen Voting Age Pop., Age, Immigration, and other demographics from the 2015-2019 American Community Survey and Special Tabulation 5-year data.





Special Closed, Public Hearing, and Regular Public Session of April 25, 2023

**Santa Cruz Port Commission  
MINUTES**

*Commission Members Present:*

Darren Gertler	Chair
Stephen Reed	Vice-chair
Dennis Smith	Commissioner ( <i>via Zoom</i> )
Toby Goddard	Commissioner
Stephen Reed	Commissioner

**SPECIAL PUBLIC SESSION – 5:00 PM**

Chair Gertler convened the special public session at 5:00 PM at the Harbor Public Meeting Room, 365 A Lake Avenue, Santa Cruz, CA (hybrid meeting platform).

1. Oral Communication
2. Announcement of Closed Session Pursuant to Government Code (Ralph M. Brown Act) §54956.8

At 5:00 PM, Chair Gertler announced that the Commission will meet in closed session to discuss agenda items 3 and 4.

**SPECIAL CLOSED SESSION**

3. Conference with Real Property Negotiators  
Property: 616 Atlantic Avenue  
Agency Designated Representative: H. MacLaurie  
Negotiating Parties: None  
Under Negotiation: Lease Terms
4. Conference with Real Property Negotiators  
Property: 2210 East Cliff Drive  
Agency Designated Representative: H. MacLaurie  
Negotiating Parties: Sea Eagle, LP  
Under Negotiation: Lease Terms

**SPECIAL PUBLIC SESSION**

5. Action and Vote Disclosure after Closed Session Pursuant to Government Code (Ralph M. Brown Act) §54957.1

Chair Gertler announced that the Commission took no reportable action in closed session on items 3 and 4.

Chair Gertler adjourned the special open session following the closed meeting at 6:35 PM.

### **PUBLIC HEARING – 7:00 PM**

Chair Gertler convened the public hearing at 7:00 PM at the Harbor Public Meeting Room, 365 A Lake Avenue, Santa Cruz, CA (hybrid meeting platform).

6. Public Hearing to Receive Input on the Port District's Transition to District-Based Elections for its Commissioners Pursuant to Elections Code §10010.

Port Director MacLaurie stated that this is the third of four public hearings required as part of the Port District's redistricting process. She introduced the District's contracted demographer, Douglas Johnson, President of National Demographics Corporation.

Mr. Johnson provided a comprehensive overview of the four proposed draft maps (Green, Orange, Tan, and Yellow). At the conclusion of his presentation, public input was solicited, but no feedback was received.

A discussion ensued regarding the likes and dislikes of each of the draft maps. The Commission expressed the following:

- Chair Gertler expressed support for draft maps in which all five divisions touch the harbor (Tan).
- Vice-chair Reed expressed support for draft maps that respect voters' choices and maintain continuity in office (Orange, Tan, & Yellow).
- Commissioner Goddard expressed support for the maps that were more highly compact (Green & Yellow).
- Commissioner Smith expressed concern for how the public may perceive maps in which the divisions boundaries are less compact (Tan & Orange).

Mr. Johnson stated that modified draft maps will be prepared and posted on the District's website prior to the next public hearing on May 23, 2023. He stated that a final map may be selected at that hearing for adoption as the official Port Commission District Map.

### **REGULAR PUBLIC SESSION**

Chair Gertler convened the regular public session following the public hearing at the Harbor Public Meeting Room, 365 A Lake Avenue, Santa Cruz CA (hybrid meeting platform).

7. Pledge of Allegiance
8. Oral Communication

Chair Gertler announced that the Commission took no reportable action in closed session on items 3 and 4.

## **CONSENT AGENDA**

9. Approval of Minutes
  - a) Public Hearing of March 6, 2023
  - b) Special Closed, Public Hearing, & Regular Public Meeting of March 28, 2023

Port Director MacLaurie stated that a correction to the minutes of March 28, 2023, will be made to reflect that Chair Gertler (not Geisreiter) announced that the Commissioner took no reportable action in closed session on item 3.

13. Authorization to Dispose of Surplus Property – Toyo Pump

There was consensus among the Commission to move Item 13, Authorization to Dispose of Surplus Property – Toyo Pump, to the consent agenda for approval.

MOTION: Motion made by Commissioner Smith, seconded by Vice-chair Reed to approve consent agenda items 9 and 13.  
- *Motion carried unanimously.*

## **REGULAR AGENDA**

10. Review of FY24 Budget Impacts and Responses Relative to the 2023 Salmon Season Closure

Discussion: Port Director MacLaurie reviewed the proposed FY24 budget impacts and requested that the Commission provide guidance on the following:

- Proposed revenue projections and expense reductions in response to the closure.
- Potential considerations or relief measures for commercial fishers, charter operators, and/or marine-related landside tenants.
- Preference for establishing a monthly or quarterly review of budgetary impacts.

Executive Director of the Monterey Bay Fisheries Trust, Melissa Mahoney, requested that the Commission consider and support mitigation measures, like deferred payment plans, to support the commercial fishers impacted by this closure. She stated that the process for commercial fishers to obtain disaster relief funding may take months, so having a viable payment plan option available would be beneficial.

Chair Gertler expressed support for the proposed relief measures for commercial fishers, charter operators, and marine-related landside tenants facing financial hardship due to the salmon season closure. Commissioner Geisreiter agreed.

Commissioner Geisreiter expressed support for announcing and extending the relief measures, like the payment plan option, to as many eligible customers as possible. He recommended that the repayment terms under the proposed payment plan be extended to a minimum of 18 months to provide greater benefit to those impacted by the closure. Commissioner Smith agreed.

There was consensus among the Commission to modify the terms of the proposed payment plan as follows:

- Allow a repayment period of 18 months (rather than 12 months)
- 50% of base rent or slip rent only for the first 6 months of the plan (rather than 3 months)
- 100% of base rent, plus a prorated portion of the balance forward for the remaining term of payment plan.

In response to a question posed by Port Director MacLaurie, the Commission expressed support for reviewing future budgetary impacts on a monthly basis.

**MOTION:** Motion made by Commissioner Geisreiter, seconded by Vice-chair Reed to authorize a standardized payment plan option with the terms listed above, for commercial fishers, charter operators, and marine-related landside tenants facing financial hardship due to the salmon season closure.  
- *Motion carried unanimously.*

#### 11. Consider Purchasing Excess Liability Insurance Coverage

**Discussion:** Port Director MacLaurie stated that the District has historically carried \$16 million in general and excess liability insurance coverage. She stated that in FY24, it is not feasible to achieve the same \$16 million coverage limit without exceeding the \$1,129,765 insurance budget by approximately \$330,000.

Port Director MacLaurie stated that the Commission may wish to consider purchasing a 1<sup>st</sup> excess layer or a 1<sup>st</sup> and 2<sup>nd</sup> excess layer to increase coverage above the current \$5 million limit. The following three options were discussed:

Option 1: Purchase the \$6 million 1<sup>st</sup> Excess Layer for \$254,000, raising coverage limits to \$11 million (taxes and fees apply).

Option 2: Purchase the \$6 million 1<sup>st</sup> Excess Layer and \$5 million 2<sup>nd</sup> Excess Layer for \$329,500, raising coverage limits to \$16 million (taxes and fees apply).

Option 3: Mix and match options from the tables referenced in the staff report to reach desired coverage limits, while balancing costs (firm quotes needed to finalize pricing).

Commissioner Geisreiter stated that it is his opinion that the Port District should have at least \$10 million in general liability coverage. He stated that \$16 million would be ideal, but may not be practical given the current premium costs. Commissioner Goddard agreed.

There was consensus among the Commission to direct staff to bind a \$5 million 1<sup>st</sup> Excess Layer (\$10 million in total coverage) in an amount not-to-exceed \$250,000.

MOTION: Motion made by Commissioner Geisreiter, seconded by Commissioner Smith to authorize the Port Director to purchase a \$5 million 1<sup>st</sup> Excess Layer policy in an amount not to exceed \$250,000, and amend the FY24 budget and approve an appropriation from the General Fund for the cost of the excess liability coverage.  
- *Motion carried unanimously.*

## 12. Review and Approval of Port District Charter Fees & Public Benefit Discount

Discussion: Port Director MacLaurie stated that a Business / Finance Committee meeting was held on March 31, 2023, to review information related to harbor charter fees. She stated that in addition to reviewing the charter fee schedule, the Committee performed an initial review of the District's public service discount, which is granted to various operators in recognition of the public benefit their programs provide.

The Business / Finance Committee recommended the following modification to the charter fee structure:

### Small Charters (6 passengers or less):

- Increase the flat rate of \$119 to \$125 and impose an annual adjustment to the rate commensurate with the annual increase to marina fees beginning in FY25.

### Mid-Range Charters (7 – 48 passengers):

- Eliminate the mid-range charter fee structure and assess operators with a passenger rating of 7 to 48 a \$2 per passenger fee, identical to the fees assessed for large charter operators (base fee may apply).
- Assess the proposed \$2 per passenger fee to all new and existing mid-range charter operators, regardless of when the charter was approved to operate.

Large Charters (49+ passengers):

The Business / Finance Committee did not recommend a modification to the fee structure for large charter operators, but did recommend the following:

- Assess the \$2 per passenger fee to one previously exempted large charter operator (Stagnaro Charters - *Velocity*).

There was consensus among the Commission to adopt the Business / Finance Committee recommendations above for modifying the charter fee structures.

Public Benefit Discount:

Port Director MacLaurie stated that the Business / Finance Committee did not make a formal recommendation to address discrepancies that currently exist between programs receiving the public benefit discount (i.e., some programs receive a 100% discount, while others receive 50%). She stated that the Business / Finance Committee deferred the item (without a formal recommendation) to the full Commission to allow for additional discussion and deliberation on the following:

- Feasibility of implementing a standardized discount rate of 50% for new and current operators.
- Grandfathering the existing discount rate for OSO and Sea Scouts.

Executive Director of O'Neill Sea Odyssey (OSO), Tracey Weiss, encouraged the Commission to examine each public benefit program as a separate entity and to consider the number and range of individuals served by each program.

Commissioner Goddard expressed support for moving toward a standardized public benefit discount of 50% for new and current operators. He proposed that current operators (OSO and Sea Scouts) be transitioned to a 50% discount over time (i.e., five years). Additionally, he stated that in his opinion, it is not unreasonable to seek some form of payment from programs utilizing harbor facilities. Commissioner Geisreiter agreed.

Commissioner Smith expressed concern that moving from a 100% discount to 50% discount for programs like OSO and Sea Scouts will have significant and detrimental financial ramifications for each program. He expressed support for applying a standardized 50% discount to all new operators and grandfathering the current 100% discount to OSO and Sea Scouts. Chair Gertler agreed.

Vice-chair Reed stated that the application of the public benefit discount (i.e., 50% and 100%) has been approved by varying Commissions over the Port District's history. He expressed support for addressing the discrepancies that

currently exist between programs and moving toward a standardized 50% discount for new and current operators.

- MOTION: Motion made by Commissioner Geisreiter, seconded by Vice-chair Reed to:
- 1) Adopt the Business / Finance Committee recommendations for modifying the charter fee structure; and,
  - 2) Adopt a standardized discount rate of 50% for new and current public benefit programs, with current operators (OSO and Sea Scouts) being transitioned from a 100% discount to 50% discount over the next five years, commencing in FY25.
- *Motion carried. Commissioners Geisreiter, Reed, and Goddard voting YES. Commissioners Gertler and Smith voting NO.*

13. Authorization to Dispose of Surplus Property – Toyo Pump (*Moved to consent agenda for approval*)

14. Approval of Cash / Payroll Disbursements – March 2023 (*There was no discussion on this agenda item*)

- MOTION: Motion made by Commissioner Geisreiter, seconded by Vice-chair Reed to approve cash and payroll disbursements for March 2023, in the amount of \$685,183.07.
- *Motion carried unanimously.*

## **INFORMATION**

15. Port Director's Report

Port Director MacLaurie stated that an extension to the dredge season through May 15, 2023, is anticipated to be granted by the end of the week.

Commissioner Goddard expressed his appreciation to the dredge crew for their hard work in addressing the shoaling and maintaining the entrance channel following the onslaught of relentless winter storms (in particular the storm of January 5, 2023).

16. Harbormaster's Report (*There was no discussion on this agenda item*)

17. Facilities Maintenance & Engineering Manager's Report

Facilities Maintenance Engineering Manager Wulf stated that following paving projects are scheduled to be completed in the next 2 weeks:

- ADA Path of Travel Improvements in the Concession Parking Lot – Commenced April 16, 2023 (duration 2 weeks)
- Pavement Repairs at Fishery Pier – Scheduled May 2, 2023 (duration 2 days)
- Storm-Damaged Pavement Repairs at 493 Lake Avenue – Schedule May 8, 2023 (duration 2 days)

18. Financial Reports (*There was no discussion on this agenda item*)
  - a) Comparative Seasonal Revenue Graph
  - b) Employee Count as of March 31, 2023
  - c) Quarterly Budget Report as of March 31, 2023
  - d) Quarterly Fuel Sales Report as of March 31, 2023
  - e) Quarterly Boatyard Report as of March 31, 2023
  - f) Quarterly Concession Percentage Rent Performance Report
  - g) LAIF Statement & PMIA / LAIF Performance Report
19. Delinquent Account Reporting (*There was no discussion on this agenda item*)
20. Harbor Patrol Incident Response Report – March 2023 (*There was no discussion on this agenda item*)
21. Written Correspondence (*There was no discussion on this agenda item*)
  - a) State of California Federal Fishery Disaster Request
22. Port Commission Review Calendar / Follow-Up Items

Chair Gertler adjourned the regular public session at 9:28 PM.

---

Darren Gertler, Chair





TO: Port Commission

FROM: Christine Bouchard, Administrative Services Manager

DATE: May 15, 2023

SUBJECT: Award of Contract for 2023-24 Sediment Sampling and Analysis Plan Services (NTE \$76,200)

**Recommendation:** *Award contract and authorize Port Director to execute a contract with Red Hills Environmental, LLC, in the amount of \$72,600, plus a 5% contingency (\$3,600) for Sediment Sampling and Analysis Plan services, not to exceed \$76,200.*

## BACKGROUND

Each year, prior to commencing dredging for the season, the Port District is required to prepare and submit a sediment Sampling and Analysis Plan (SAP) to regulators for review and approval. The plan describes the sediment sampling and testing proposed for each area to be dredged.

Maintenance dredging of the federal entrance channel occurs each year. Permits require physical testing of the entrance material every other year. Sampling was last performed in 2021, so physical analysis is required in 2023.

For the inner harbor, staff assesses dredging needs and performs bathymetric surveys. If it is confirmed that an area is less than design depth, it may be proposed for maintenance dredging. Sediment sample locations and a proposed testing plan are then submitted to regulators. Once regulators approve the sampling and analysis plan, sediment samples are collected and undergo required testing. In addition to physical testing, inner-harbor material that is less than 80% sand also requires chemical and biological testing.

The following inner-harbor areas will be sampled and tested to determine suitability for dredging with nearshore disposal:

- North Harbor Area 1: X/J channel (west J)
- North Harbor Area 2: J/J channel (east J)

Sediment test results and physical characteristics are analyzed in relation to permits, and a dredging plan is developed. The dredge plan and test results are submitted to the regulatory agencies for authorization to commence dredging operations for the season.

## ANALYSIS

Red Hills Environmental (RHE) and their testing subcontractors have successfully performed sediment sampling services for the Port District for a number of years. The quality of their work has been satisfactory to regulators, and they are familiar with Santa Cruz Harbor's permitting

requirements and will provide consistency in the methodology and approach to completing this work. RHE submitted a proposal in the amount of \$72,600.

In order to expedite contracting, permitting and dredge planning, and pursuant to Public Contract Code Sections 22002, 22020, and 22032, the District is forgoing the RFP process for this negotiated professional services contract.

Staff recommends award of the contract to RHE in an amount not to exceed \$76,200. Though RHE has delivered services under budget over the past several years, including a 5% contingency is recommended in the event additional testing requirements are added by regulators.

### **IMPACT ON DISTRICT RESOURCES**

Adequate funding for Sampling and Analysis Plan services is available in the FY24 Environmental and Permitting budget.

ATTACHMENT:      A. RHE Proposal dated May 16, 2023

RED HILLS ENVIRONMENTAL, LLC  
COST ESTIMATE  
SCPD 2023-2024 DREDGING PROGRAM

DATE: May 16, 2023

CLIENT: CHRISTINE BOUCHARD  
SANTA CRUZ PORT DISTRICT  
135 FIFTH AVENUE  
SANTA CRUZ, CA 95062

---

TASKS	COST
TASK 1 SAMPLING AND ANALYSES PLAN (SAP)	
TASK 2 SAP IMPLEMENTATION (Federal Navigation Channel, Upper Harbor, and Reference Sampling)	
Sampling in Federal Navigation Channel, X/J Channel, J/J Channel, and Reference Point. Collect 12 discrete VibraCore samples and one composite in the X/J and J/J channels, and 6 composite samples at the reference Point and in the Federal Navigation Channel for the following laboratory analyses: *Tier II Physical Analysis (Grain size, total organic carbon, total solids). 18 samples. *Tier II Chemical Analyses. 2 samples. *Tier III Biological Analyses. 2 samples.	
TASK 3 SAP REPORT, DREDGING PLAN, AND SUMMARY OF TEST RESULTS	
	\$72,600.00

Red Hills Environmental LLC  
18150 Gloria Court  
Los Gatos, CA 95033  
Phone 408 455 9300  
EIN 27-3354814  
[KRCIK@VERIZON.NET](mailto:KRCIK@VERIZON.NET)



TO: Port Commission  
FROM: Holland MacLaurie, Port Director  
DATE: May 12, 2023  
SUBJECT: Review Investment Option - California CLASS Prime

**Recommendation:** *Review investment option and if preferred, provide direction to staff on any amount to be invested into the account.*

## BACKGROUND

On November 27, 2018, the Port Commission adopted an Investment Policy (Attachment A), which outlines the parameters and objectives for investing District funds.

The Investment Policy establishes that the Port District's cash management portfolio shall be designed with the objective of regularly meeting or exceeding the average yield of the State of California Local Agency Investment Fund (LAIF). LAIF, as an indicator, is considered a benchmark for lower risk investment transactions and therefore comprises a minimum standard for the portfolio's rate of return. The quarterly rate of return for LAIF for the period January 1 – March 31, 2023, was 2.74%.

The current investment market is dynamic, with rates of return approaching 5%. To take advantage of current market conditions, staff has researched a variety of investment options that offer higher yields, including certificates of deposits (CDs), mutual money market accounts, and joint powers authority pools, and determined that utilizing a joint powers authority pool will be the most expeditious and advantageous instrument to achieve higher earnings.

California CLASS Prime (CLASS), which is sponsored by California Special Districts Association (CSDA) and the League of California Cities, is a local government investment pool that was created to allow eligible public agencies to invest their funds in a professionally managed joint powers authority, similar to LAIF. The monthly rate of return for CLASS for the period March 1 - 31, 2023, was 4.97%.

While CLASS is a relatively new investment option for California public agencies (est. July 2022), it is professionally managed by Public Trust Advisors, LLC, who have provided these services nationwide for more than a decade. A brief overview of the program is included as Attachment C.

Additionally, Rick Wood, Finance and Administration Director for CSDA, will be presenting more information regarding the investment option at the upcoming regular public meeting on May 23, 2023.

## ANALYSIS

Currently, the entirety of the District's investment portfolio, which totals approximately \$13,969,083, is held in LAIF. Quarterly return rates for LAIF have averaged approximately 1.12% over the last three years.

In FY23, the Port District earned approximately \$215,578 in interest on invested funds. The table below outlines quarterly interest rates and earnings over the last fiscal year (April 1, 2022, to March 31, 2023).

FY23 LAIF EARNINGS				
Category	Q1	Q2	Q3	Q4
Interest Rate	0.75%	1.35%	2.07%	2.74%
Earnings	\$21,443	\$39,045	\$64,728	\$90,362
<b>TOTAL:</b>				<b>\$215,578</b>

While CLASS operates very similar to LAIF, it does have several key distinctions:

- Higher rate of return
- Interest paid monthly (LAIF pays quarterly)
- More flexible daily liquidity

For comparison purposes, the table below outlines the average CLASS quarterly interest rates and estimated earnings on a \$13 million investment over the last fiscal year (April 1, 2022, to March 31, 2023).

FY23 ESTIMATED CLASS EARNINGS				
Category	Q1	Q2	Q3	Q4
Interest Rate	N/A	2.4%	3.81%	4.76%
Earnings	N/A	\$70,471	\$121,959	\$152,212
<b>TOTAL:</b>				<b>344,642</b>

The Port District is permitted to invest only in instruments specified by State law. The California Debt and Investment Advisory Committee (CDIAC) publishes an overview of the permitted investment instruments and limitations on each, in which all local agencies may invest (Attachment B). Included in the list of permissible options are joint powers authority pools. There are no contribution limitations set on this type of investment instrument.

Additionally, the District's investment policy grants the Port Director the authority to act as Finance Officer (Trustee) and manage investments for the Port District, while the Port Commission serves in the role of investment committee, responsible for setting investment policy and providing oversight.

With authorities delegated under the current policy, establishing a CLASS account can be completed rather quickly, which would allow the District to take advantage of current market conditions and achieve higher yields almost immediately.

## **IMPACT ON PORT DISTRICT RESOURCES**

The FY24 budget currently anticipates \$125,000 in interest income for the year. Depending on the level of funds deposited to the CLASS account (and market conditions), additional interest revenue in the range of \$200,000 to \$300,000 is anticipated. This additional interest revenue may help offset the following:

- Unanticipated FY24 insurance premium expenses
- FY24 revenue reductions due to the 2023 salmon season closure
- Funding shortfalls for critical Capital Improvement Program projects like the Pile Repair and Replacement Project.

ATTACHMENTS:     A. Investment Policy  
                      B. CDIAC Overview of Permitted Investment Instruments  
                      C. California CLASS Prime Overview

---

Santa Cruz Port District

**INVESTMENT POLICY**



**Santa Cruz Port District  
135 5<sup>th</sup> Avenue  
Santa Cruz, CA 95062  
(831) 475-6161**

**INVESTMENT POLICY**

**TABLE OF CONTENTS**

<u>SECTION</u>	<u>PAGE #</u>
INTRODUCTION .....	1
PURPOSE .....	1
AUTHORITY .....	1
BASIC POLICY AND OBJECTIVES .....	2
PERMITTED INVESTMENTS AND LIMITATIONS .....	3
<u>ATTACHMENTS</u>	
CALIFORNIA DEBT AND INVESTMENT ADVISORY COMMISSION (CDIAC)	
A - ALLOWABLE INVESTMENT INSTRUMENTS, FIGURE 1	
B - TABLE OF NOTES FOR FIGURE 1	



---

## Santa Cruz Port District

# INVESTMENT POLICY

## INTRODUCTION

Santa Cruz Port District is a municipal corporation and a political subdivision of the State of California. It is governed by an elected Board of Commissioners; the investment policy is administered through an executive officer, the Port Director.

The responsibilities and authority of the Santa Cruz Port Commission are prescribed in the State of California Harbors and Navigation Code, Part 4, Sec. 6200.

## PURPOSE

This statement is intended to set policy and provide direction to the Port Director of the Santa Cruz Port District for the prudent and beneficial investment of all funds and monies of the District.

## AUTHORITY

The Government Code of the State of California (Government Code), primarily section 53601 and related subsections, authorizes the types of investment vehicles allowed in a California local agency's portfolio. The investment vehicles emphasize preservation of capital and are a conservative set of investments. The authority to invest (as defined in the Government Code) is delegated to the local agency's legislative body for re-delegation to its finance officer. Under no circumstance is the local agency finance officer permitted to purchase an investment that is not specifically authorized by law and within the scope of investments delegated by the local agency's governing board.

This Investment Policy grants the Port Director the authority to act as Finance Officer (Trustee) and manage investments for the Santa Cruz Port District. The Santa Cruz Port Commission will serve in the role of investment committee, responsible for setting investment policy and providing oversight.

The Port Commission, under authorized contract, may delegate certain responsibilities to professional experts in various fields, including but not limited to:

- Investment Consultant: An investment consultant may be retained assist the Port Director in selecting investment options in compliance with State of California public fund management

guidelines; reviewing such options over time; measuring and evaluating investment performance; and other tasks as deemed appropriate.

- Designated officers as allowed under California Government Code Sections 53601-53610 and 53620-53622 and/or successor statutes for purposes of assuming fiduciary responsibility for administering and managing certain investments, such as a Section 115 trust to prefund Other Post-Employment Benefits or pension liabilities.
- Additional specialists such as attorneys, auditors, actuaries and others who may be contracted by the District.

Adoption of this policy was made at a regular meeting of the Port Commission on November 27, 2018. The Port Commission, acting as Investment Committee, may adopt other amendments to this policy due to a change in the District's goals and objectives, which shall require an affirmative vote by a majority of the Port Commission. This policy is intended to allow investment in accordance with state and federal laws and successor statutes, and therefore a statute change may not be require a change in this policy. Investment Policy Attachments A and B shall be updated by the Finance Officer, as needed, to reflect current California Debt and Investment Advisory Commission (CDIAC) guidance.

## **BASIC POLICY AND OBJECTIVES**

In accordance with public fund management guidelines, the Santa Cruz Port District investment policy is a conservative policy guided by the objectives of safety, liquidity and yield, in accordance with Government Code Section 53600.5, which states, *"When investing, reinvesting, purchasing, acquiring, exchanging, selling, or managing public funds, the primary objective of a Trustee shall be to safeguard the principal of the funds under its control. The secondary objective shall be to meet the liquidity needs of the depositor. The third objective shall be to achieve a return on the funds under its control."*

The following are objectives:

**Performance Expectations:** The Port District's cash management portfolio shall be designed with the objective of regularly meeting or exceeding the average yield of the State of California Local Agency Investment Fund (LAIF). The enabling legislation for LAIF is Section 16429.1 et seq. of the California Government Code. LAIF as an indicator is considered a benchmark for lower risk investment transactions and therefore comprises a minimum standard for the portfolio's rate of return. The investment program shall seek to augment returns above this threshold, consistent with risk limitations identified herein and prudent investment principles, when feasible. The investment program may also seek to reduce Other Post Employment (OPEB) or pension liabilities.

**Prudence:** The standard of prudence to be used by investment officials shall be the "Uniform Prudent Management of Institutional Funds Act" (UPMIFA) standard and shall be applied in the context of managing an overall portfolio. Investment officers acting in accordance with written procedures and this investment policy and exercising due diligence shall be relieved of personal responsibility for an individual security's credit risk or market price changes, provided deviations

from expectations are reported in a timely fashion and the liquidity and the sale of securities are carried out in accordance with the terms of this policy.

**Reporting Requirements:** The quarterly financial reports presented to the Santa Cruz Port Commission, typically presented at regularly scheduled public meetings in July, October, and January, and shall include information about investment performance. (Note: Fiscal year end quarterlies are not typically presented to the Commission, but are reviewed as part of the year-end audit process.)

**Performance Review:** The Santa Cruz Port Commission shall perform periodic appraisals of the investment portfolio and investment policy to evaluate the effectiveness of the District's investment program. The Investment Policy shall be presented with the annual budget document.

**Ethics and Conflicts of Interest:** Officers and employees involved in the investment process shall refrain from personal business activity that could conflict with the proper execution and management of the investment program, or that could impair their ability to make impartial decisions. Employees and investment officials shall disclose any material interests in financial institutions with which they conduct business, in accordance with applicable laws. They shall further disclose any personal financial/investment positions that could be related to the performance of the investment portfolio. Employees and officers shall refrain from undertaking personal investment transactions with the same individual with whom business is conducted on behalf of the Port District.

**Investment Portfolio Compliance:** The Port District's investment portfolio must be in compliance with statute at the time that investments are purchased. The investment portfolio shall be monitored, as practical, for subsequent changes in percentages resulting from non-purchase activity or changes in credit rating of existing securities. If, as a result of monitoring, it is discovered that the portfolio or individual investments are deemed to be out of compliance with either statute or this Investment Policy, such non-compliance shall be reported by the Port Director to the Port Commission within five working days along with a detailed explanation for the variance and recommended course of action.

**Exceptions:** When investing in funds deemed suitable for public investment such as LAIF, a Joint Powers Authority Pool or Voluntary Investment Program Fund as described in Attachment A, California Debt and Investment Advisory Commission (CDIAC) Figure 1, no maximum specified percentage of portfolio shall apply.

**Conflicts:** In the event any provision this Investment Policy is in conflict with any of the statutes referred to herein or any other State or Federal statutes, the provisions of each statute shall govern.

# **PERMITTED INVESTMENTS AND LIMITATIONS**

## **Permitted Investments**

The California Government Code contains specific provisions regarding the types of investments and practices permitted after considering the broad requirement of preserving principal and maintaining liquidity before seeking yield. These provisions are intended to promote the use of reliable, diverse and safe investments instruments to ensure a prudently managed portfolio worthy of public trust.

Government Code Sections 16340, 16429.1, 53601, 53601.6, 53601.8, 53635, 53635.2, 53635.8, 53638, and 53684 include a number of requirements on how and where public money may be invested. CDIAC Figure 1 provides a synopsis of the permitted investment instruments and limitations on each, in which all local agencies may invest as summarized by CDIAC, Local Agency Investment Guidelines, Update for 2018).

The Port District may invest only in those instruments specified in State law; however, the Port Commission may set a more stringent standard.

To the extent allowable by statute, the Finance Officer and Investment Committee (Port Commission) may consider investment in funds, such as those allowable under an irrevocable Section 115 Trust of the Internal Revenue Code, designated for the payment of employee retiree health benefits (Other Post Employment Benefits "OPEB") as authorized under Government Code Sections 53620-53622 or a Pension Prefunding Trust Program "PPTP," currently under development by CalPERS as authorized by SB 1413, which may provide a future investment opportunity.

## **Limitations on Investments**

Limitations as established by law are subject to change as established by the State Treasurer. A listing of limitations on investments are as summarized by CDIAC, Local Agency Investment Guidelines, Update for 2018, are shown in the Table of Notes appended to Table 1. As noted above, investment options and limitations are subject to change as established by the State Treasurer from time to time.

The Trustee, with guidance and approval of the Investment Committee (Port Commission), may adopt additional limitations on investments over time, which shall be made a part of this policy.

**ATTACHMENTS**

ATTACHMENT A.....CDIAC ALLOWABLE INVESTMENT INSTRUMENTS, FIGURE 1

ATTACHMENT B.....CDIAC TABLE OF NOTES FOR FIGURE 1

FIGURE 1

ALLOWABLE INVESTMENT INSTRUMENTS PER STATE GOVERNMENT  
CODE (AS OF JANUARY 1, 2021)<sup>A</sup> APPLICABLE TO ALL LOCAL AGENCIES<sup>B</sup>

See "Table of Notes for Figure 1" on the next page for footnotes related to this figure.

INVESTMENT TYPE	MAXIMUM MATURITY <sup>C</sup>	MAXIMUM SPECIFIED % OF PORTFOLIO <sup>D</sup>	MINIMUM QUALITY REQUIREMENTS	GOV'T CODE SECTIONS
Local Agency Bonds	5 years	None	None	53601(a)
U.S. Treasury Obligations	5 years	None	None	53601(b)
State Obligations— CA And Others	5 years	None	None	53601(c) 53601(d)
CA Local Agency Obligations	5 years	None	None	53601(e)
U.S Agency Obligations	5 years	None	None	53601(f)
Bankers' Acceptances	180 days	40% <sup>E</sup>	None	53601(g)
Commercial Paper—Non-Pooled Funds <sup>F</sup> (under \$100,000,000 of investments)	270 days or less	25% of the agency's money <sup>G</sup>	Highest letter and number rating by an NRSRO <sup>H</sup>	53601(h)(2)(c)
Commercial Paper—Non-Pooled Funds (min. \$100,000,000 of investments)	270 days or less	40% of the agency's money <sup>G</sup>	Highest letter and number rating by an NRSRO <sup>H</sup>	53601(h)(2)(c)
Commercial Paper— Pooled Funds <sup>I</sup>	270 days or less	40% of the agency's money <sup>G</sup>	Highest letter and number rating by an NRSRO <sup>H</sup>	53635(a)(1)
Negotiable Certificates of Deposit	5 years	30% <sup>J</sup>	None	53601(i)
Non-negotiable Certificates of Deposit	5 years	None	None	53630 et seq.
Placement Service Deposits	5 years	50% <sup>K</sup>	None	53601.8 and 53635.8
Placement Service Certificates of Deposit	5 years	50% <sup>K</sup>	None	53601.8 and 53635.8
Repurchase Agreements	1 year	None	None	53601(j)
Reverse Repurchase Agreements and Securities Lending Agreements	92 days <sup>L</sup>	20% of the base value of the portfolio	None <sup>M</sup>	53601(j)
Medium-Term Notes <sup>N</sup>	5 years or less	30%	"A" rating category or its equivalent or better	53601(k)
Mutual Funds And Money Market Mutual Funds	N/A	20%	Multiple <sup>P,Q</sup>	53601(l) and 53601.6(b)
Collateralized Bank Deposits <sup>R</sup>	5 years	None	None	53630 et seq. and 53601(n)
Mortgage Pass-Through and Asset-Backed Securities	5 years or less	20%	"AA" rating category or its equivalent or better	53601(o)
County Pooled Investment Funds	N/A	None	None	27133
Joint Powers Authority Pool	N/A	None	Multiple <sup>S</sup>	53601(p)
Local Agency Investment Fund (LAIF)	N/A	None	None	16429.1
Voluntary Investment Program Fund <sup>T</sup>	N/A	None	None	16340
Supranational Obligations <sup>U</sup>	5 years or less	30%	"AA" rating category or its equivalent or better	53601(q)
Public Bank Obligations	5 years	None	None	53601(r), 53635(c) and 57603

## TABLE OF NOTES FOR FIGURE 1

- <sup>A</sup> Sources: Sections 16340, 16429.1, 27133, 53601, 53601.6, 53601.8, 53630 et seq., 53635, 53635.8, and 57603.
- <sup>B</sup> Municipal Utilities Districts have the authority under the Public Utilities Code Section 12871 to invest in certain securities not addressed here.
- <sup>C</sup> Section 53601 provides that the maximum term of any investment authorized under this section, unless otherwise stated, is five years. However, the legislative body may grant express authority to make investments either specifically or as a part of an investment program approved by the legislative body that exceeds this five year remaining maturity limit. Such approval must be issued no less than three months prior to the purchase of any security exceeding the five-year maturity limit.
- <sup>D</sup> Percentages apply to all portfolio investments regardless of source of funds. For instance, cash from a reverse repurchase agreement would be subject to the restrictions.
- <sup>E</sup> No more than 30 percent of the agency's money may be in bankers' acceptances of any one commercial bank.
- <sup>F</sup> Includes agencies defined as a city, a district, or other local agency that do not pool money in deposits or investment with other local agencies, other than local agencies that have the same governing body.
- <sup>G</sup> Local agencies, other than counties or a city and county, may purchase no more than 10 percent of the outstanding commercial paper and medium-term notes of any single issuer.
- <sup>H</sup> Issuing corporation must be organized and operating within the U.S., have assets in excess of \$500 million, and debt other than commercial paper must be in a rating category of "A" or its equivalent or higher by a nationally recognized statistical rating organization, or the issuing corporation must be organized within the U.S. as a special purpose corporation, trust, or LLC, have program wide credit enhancements, and have commercial paper that is rated "A-1" or higher, or the equivalent, by a nationally recognized statistical rating agency.
- <sup>I</sup> Includes agencies defined as a county, a city and county, or other local agency that pools money in deposits or investments with other local agencies, including local agencies that have the same governing body. Local agencies that pool exclusively with other local agencies that have the same governing body must adhere to the limits set forth in Section 53601(h)(2)(C).
- <sup>J</sup> No more than 30 percent of the agency's money may be in negotiable certificates of deposit that are authorized under Section 53601(i).
- <sup>K</sup> Effective January 1, 2020, no more than 50 percent of the agency's money may be invested in deposits, including certificates of deposit, through a placement service as authorized under 53601.8 (excludes negotiable certificates of deposit authorized under Section 53601(i)). On January 1, 2026, the maximum percentage of the portfolio reverts back to 30 percent. Investments made pursuant to 53635.8 remain subject to a maximum of 30 percent of the portfolio.
- <sup>L</sup> Reverse repurchase agreements or securities lending agreements may exceed the 92-day term if the agreement includes a written codicil guaranteeing a minimum earning or spread for the entire period between the sale of a security using a reverse repurchase agreement or securities lending agreement and the final maturity dates of the same security.
- <sup>M</sup> Reverse repurchase agreements must be made with primary dealers of the Federal Reserve Bank of New York or with a nationally or state chartered bank that has a significant relationship with the local agency. The local agency must have held the securities used for the agreements for at least 30 days.
- <sup>N</sup> "Medium-term notes" are defined in Section 53601 as "all corporate and depository institution debt securities with a maximum remaining maturity of five years or less, issued by corporations organized and operating within the United States or by depository institutions licensed by the United States or any state and operating within the United States."
- <sup>O</sup> No more than 10 percent invested in any one mutual fund. This limitation does not apply to money market mutual funds.
- <sup>P</sup> A mutual fund must receive the highest ranking by not less than two nationally recognized rating agencies or the fund must retain an investment advisor who is registered with the SEC (or exempt from registration), has assets under management in excess of \$500 million, and has at least five years' experience investing in instruments authorized by Sections 53601 and 53635.
- <sup>Q</sup> A money market mutual fund must receive the highest ranking by not less than two nationally recognized statistical rating organizations or retain an investment advisor registered with the SEC or exempt from registration and who has not less than five years' experience investing in money market instruments with assets under management in excess of \$500 million.
- <sup>R</sup> Investments in notes, bonds, or other obligations under Section 53601(n) require that collateral be placed into the custody of a trust company or the trust department of a bank that is not affiliated with the issuer of the secured obligation, among other specific collateral requirements.
- <sup>S</sup> A joint powers authority pool must retain an investment advisor who is registered with the SEC (or exempt from registration), has assets under management in excess of \$500 million, and has at least five years' experience investing in instruments authorized by Section 53601, subdivisions (a) to (o).
- <sup>T</sup> Local entities can deposit between \$200 million and \$10 billion into the Voluntary Investment Program Fund, upon approval by their governing bodies. Deposits in the fund will be invested in the Pooled Money Investment Account.
- <sup>U</sup> Only those obligations issued or unconditionally guaranteed by the International Bank for Reconstruction and Development (IBRD), International Finance Corporation (IFC), and Inter-American Development Bank (IADB), with a maximum remaining maturity of five years or less.

# CASH MANAGEMENT SOLUTIONS DESIGNED FOR CALIFORNIA PUBLIC AGENCIES

Sponsored by the California Special Districts Association & League of California Cities

## WHAT IS CALIFORNIA CLASS?

A local government investment pool that was created to allow eligible public agencies to invest their funds in a professionally managed Joint Powers Authority.

## KEY FEATURES



### MANAGE YOUR INVESTMENTS ONLINE

Easily make contributions/redemptions, manage account access and bank information, and schedule transactions in one centralized, easy-to-use portal.



### REPORT ON INVESTMENT ACTIVITY

Access and export monthly statements, historical transactions, and transaction confirmations for your auditors and bookkeeping purposes.



### SAVE TIME AND BE EFFECTIVE

Create dedicated subaccounts for tax time, payroll, bond proceeds, and more. Transfer between your own subaccounts and to other participating public agencies.

## PROGRAM SPONSORS



**California Special  
Districts Association**  
*Districts Stronger Together*

## BOARD OF TRUSTEES

**Christina Turner, Chair**  
City Manager  
City of Morgan Hill



**Ryan Clausnitzer, Vice-Chair**  
General Manager  
Alameda County Mosquito  
Abatement District



**George Harris**  
Director of Finance  
City of Lancaster



**Margaret Moggia**  
Executive Manager of Finance  
West Basin Municipal Water District



**Parker R. Hunt**  
Treasurer/Tax Collector  
Tehama County





# INVESTING MADE EASY

Which investment option better suits your public agency's needs?

Investment Option	California CLASS Prime	California CLASS Enhanced Cash
Portfolio Type	Prime-Style	Enhanced Cash
Purpose	Operating Funds	Strategic Reserves
Rating	'AAAm'	'AAAf/S1'
Liquidity Offered	Daily	Next-Day
Min/Max Investment	None	None
Withdrawals	Unlimited	Unlimited
Accounts	Unlimited	Unlimited
Investment Horizon	Day-to-Day	12-18 Months
WAM	≤60 days	90-200 days
Net Asset Value (NAV)	Stable \$1.00 per share	Variable \$10.00 per share

## A PROFESSIONALLY MANAGED INVESTMENT OPTION

Our service providers have been carefully selected with the goal of creating an excellent investment experience. Public Trust Advisors, LLC (Public Trust) provides the investment advisory and administration for California CLASS; while California CLASS is a new investment option for California public agencies, Public Trust has provided these services nationwide for more than a decade.\*

CLIENTS LIKE CALIFORNIA CLASS	SERVICES PROVIDED
COLOTRUST	Administration & Investment Advisory
FLCLASS	Administration & Investment Advisory
LAMP	Administration
Michigan CLASS	Administration & Investment Advisory
Nebraska CLASS	Administration & Investment Advisory
North Carolina CLASS	Administration & Investment Advisory
NYCLASS	Administration & Investment Advisory
STAR Ohio	Consulting Services
Texas CLASS	Administration & Investment Advisory
TrustIndiana	Administration & Investment Advisory
VIP	Co-Administration & Investment Advisory
Wyoming CLASS	Administration & Investment Advisory

### AT A GLANCE

Nearly	Serving Nearly	SEC Registered
<b>\$65b</b>	<b>6,000</b>	<b>2011</b>
Firm Assets Under Management	Local Governments Nationwide	Over 12 years of Operation

### OTHER SERVICE PROVIDERS

<b>Orrick</b> Legal Counsel	<b>U.S. Bank</b> Custodian	<b>Cohen &amp; Co.</b> Auditor
--------------------------------	-------------------------------	-----------------------------------

\*Public Trust Advisors, LLC began providing services to COLOTRUST in 2012; NYCLASS and Texas CLASS in 2013; Michigan CLASS in 2014; TrustIndiana, LAMP, and FLCLASS in 2015; VIP in 2016; Wyoming CLASS in 2020; Star Ohio in 2021; and Nebraska CLASS and North Carolina CLASS in 2023.

Data as of December 31, 2022. The information presented should not be used in making any investment decisions. This material is not a recommendation to buy, sell, implement, or change any securities or investment strategy, function, or process. Many factors affect performance including changes in market conditions and interest rates and in response to other economic, political, or financial developments. Investment involves risk including the possible loss of principal. No assurance can be given that the performance objectives of a given strategy will be achieved. California CLASS is not a bank. An investment in California CLASS is not insured or guaranteed by the Federal Deposit Insurance Corporation or any other government agency. Although California CLASS Prime seeks to preserve the value of your investment at \$1.00 per share, it cannot guarantee it will do so. California CLASS is rated 'AAAm' by S&P Global Ratings. A 'AAAm' rating by S&P Global Ratings is obtained after S&P evaluates a number of factors including credit quality, market price exposure, and management. For a full description on rating methodology, please visit [www.spglobal.com](http://www.spglobal.com). California CLASS Enhanced Cash is rated 'AAAf/S1' by FitchRatings. The 'AAAf' rating is Fitch's opinion on the overall credit profile within a fixed-income fund/portfolio and indicates the highest underlying credit quality of the pool's investments. The 'S1' volatility rating is Fitch's opinion on the relative sensitivity of a portfolio's total return and/or net asset value to assumed changes in credit spreads and interest rates. The 'S1' volatility rating indicates that the fund possesses a low sensitivity to market risks. For a full description on rating methodology, please visit [www.fitchratings.com](http://www.fitchratings.com). Ratings are subject to change and do not remove credit risk. Please review the California CLASS Information Statement(s) before investing. Past performance is no guarantee of future results. Any financial and/or investment decision may incur losses.

(877) 930-5213  
[info@californiaclass.com](mailto:info@californiaclass.com)  
[www.californiaclass.com](http://www.californiaclass.com)

California CLASS Office  
 550 S. Hope St., Ste. 560  
 Los Angeles, CA 90071

## Invest with California CLASS Prime!

Investing with California CLASS Prime could mean more for your local community.  
Use the California CLASS Prime investment calculator to see just how much you could have earned.

**Amount Invested**

\$1,000,000

**Start Date**

March 1, 2023

**End Date**

March 31, 2023

You would have earned  
**\$4,046.93**  
 on your investment if you started on  
**March 1, 2023**

California CLASS Investment Income Earned


As of Date	Time	\$100K	\$1M	\$10M
Mar 1 - Mar 31	1 month	\$405	\$4,047	\$40,469
Jan 1 - Mar 31	3 months	\$1,154	\$11,538	\$115,378
Oct 1 - Mar 31	6 months	\$2,098	\$20,981	\$209,806

Months listed are in the years of 2022/2023

**California CLASS Prime  
Daily Yields as of Month-End**

Month	Year	Month-End Yield
March	2023	4.9771%
February	2023	4.7275%
January	2023	4.5990%
December	2022	4.2009%
November	2022	4.0146%
October	2022	3.2325%
September	2022	2.8280%
August	2022	2.4421%
July	2022	1.9433%

For more information on both historical yields and annualized performance, visit [www.californiaclass.com/rate](http://www.californiaclass.com/rate) or scan the below QR code:



Source: Public Trust Advisors® Data unaudited. Values presented may not add up precisely to absolute figures due to rounding. Performance results for California CLASS are shown net of all fees and expenses and reflect the reinvestment of interest and other earnings. Many factors affect performance including changes in market conditions and interest rates and in response to other economic, political, or financial developments. Investment involves risk including the possible loss of principal. No assurance can be given that the performance objectives of a given strategy will be achieved. California CLASS is not a bank. An investment in California CLASS is not insured or guaranteed by the Federal Deposit Insurance Corporation or any other government agency. Although California CLASS seeks to preserve the value of your investment at \$1.00 per share, it cannot guarantee it will do so. Please review the California CLASS Information Statement before investing. Past performance is no guarantee of future results. Any financial and/or investment decision may incur losses. Please visit [www.californiaclass.com/rates-disclaimer](http://www.californiaclass.com/rates-disclaimer) for more information.



TO: Port Commission  
FROM: Holland MacLaurie, Port Director  
DATE: May 15, 2023  
SUBJECT: Award Contract for Pile Repair and Replacement Project 2023 – RGP Phase 1 (NTE \$1,200,000)

**Recommendation:** *Award a contract for the Pile Repair and Replacement Project 2023 – RGP Phase 1; authorize the Port Director to execute the contract; authorize a not-to-exceed amount of \$1,200,000 for the construction budget including a contingency of approximately 5%; and approve an appropriation in the FY24 budget for the amount of the contract plus contingency.*

## BACKGROUND

The Pile Repair and Replacement Project was advertised for public bids commencing April 10, 2023. The project was advertised in accordance with the procedures contained in the California Public Contract Code. Additionally, the project was advertised and widely distributed on Public Purchase, a web-based eProcurement service ([www.publicpurchase.com](http://www.publicpurchase.com)). Bids were opened on Monday, May 8, 2023. The low bidder for the project, Cushman Contracting Corporation (Cushman), submitted a base bid of \$1,137,160.

## ANALYSIS

Cushman began business in Santa Barbara in 1969, and has over 45 years of marine experience building and repairing wharves, docks, launch ramps, piers, bridges, and outfalls. Cushman holds current valid licensing as a Class A General Engineering Contractor. Staff has checked the bidder's proposal and qualifications and is satisfied that the contractor can fulfill the bid requirements.

Cushman's base bid of \$1,137,160 represents a per pile cost of \$25,270 for removal and replacement of 45 piles with new, 14" steel piles ranging in length from 55 to 80 feet with a high density polyethylene (HDPE) sleeve. All pile lengths were increased by 5' to account for sea level rise. This per pile cost is approximately \$7,500 higher than the last replacement project performed in 2019. The new HDPE sleeved steel piles have an expected lifespan of 35 years.

### **Construction Budget**

The figures below represent the estimated construction budget based on Cushman's bid:

Contract Amount	\$ 1,137,160
<u>Contingencies (approx. 5%)</u>	<u>\$ 56,858</u>
<b>Total Construction Cost</b>	<b>\$ 1,200,000</b>

## **IMPACT ON PORT DISTRICT RESOURCES**

The FY24 budget allocated \$615,000 to the Capital Improvement Program (CIP) for the Piling Replacement Project (F005). This amount, however, is not sufficient to cover the proposed contract cost of \$1,200,000, leaving a funding shortfall of \$585,000.

To ensure this critical project is completed within the upcoming work window, staff proposes to cover the \$585,000 shortfall by utilizing \$425,000 in reallocated CIP funds (see Attachment A) and \$160,000 in unrestricted cash. Utilizing a series of CIP funding reallocations will reduce impacts on the general fund (unrestricted cash). The Port District's available cash balance as of May 15, 2023, is approximately \$9.5 million (see Attachment B).

ATTACHMENTS:     A. CIP Funding Reallocations  
                      B. Available Cash on Hand (as of May 15, 2023)

**PROPOSED FUNDING REALLOCATIONS:**

Project Name	Number	Beginning Balance April 1, 2023	FY24 Proposed Reallocation	Projected Balance May 23, 2023
CF Marine Services Center	F003	\$10,000		\$10,000
Harbor Security Upgrades	HO01	\$12,222		\$12,222
Sanitary Sewer Lift Stations	F004	\$342,441		\$342,441
Piling Replacement	F005	\$615,000		\$1,040,000
Pavement Repairs	F006	\$108,516		\$108,516
Dock Upgrades	F008	\$82,097	(50,000)	\$32,097
Pier Rehabilitation	F009	\$23,480		\$23,480
Building Restoration	F011	\$207,512		\$207,512
Restroom Building Rehabilitation	F012	\$300,604		\$300,604
Sidewalk & Plaza Restoration	F013	\$33,000	(15,000)	\$18,000
Storm Drain System	F014	\$30,000		\$30,000
Water & Sewer System	F015	\$44,139	(25,000)	\$19,139
Parking Pay Station	F018	\$19		\$19
Aeration System Upgrades	F019	\$31,304		\$31,304
Ice Machine	F020	\$19,222		\$19,222
West Jetty Walkway	J001	\$799		\$799
7th and Brommer Recon	F021	\$117,209		\$117,209
SH Revetment & Seawall	F022	\$56,239		\$56,239
Murray Street Bridge	F024	\$334,079		\$334,079
Unallocated CIP Funds	F099	\$157,191	(155,000)	\$2,191
Aldo's Seawall Replacement	F027	\$188,441	(180,000)	\$8,441
Parking Upgrades	F028	\$70,694		\$70,694
Harborwide Refuse Study	F039	\$5,000		\$5,000
Embankment Assessment	F042	\$76,274		\$76,274
Fuel System Upgrades	F043	\$88,539		\$88,539
NH Transformer	F045	\$411,672		\$411,672
2222 East Cliff Deck Replacement	F046	\$831,512		\$831,512
Twin Lakes Haul	F047	\$210,473	(425,000)	\$210,473
<b>TOTAL:</b>		<b>\$4,407,679</b>	<b>(\$425,000)</b>	<b>\$4,407,679</b>

<b>F008</b>	<b>DOCK UPGRADES</b>
<i>Status:</i>	<i>Ongoing – no funding recommended in FY24.</i>
<p>The 30 distinct docks that make up the Santa Cruz Harbor provide berthing for over 800 vessels, fulfilling the mission of being a federal and state harbor of refuge. This funding provides for small projects involving repairs or upgrades to the existing docks and appurtenant structures such as gates, brow piers, ramps, etc.</p> <p><b>No projects planned in FY24. The remaining balance of \$32,097 is sufficient to address minor repairs or upgrades that may arise in FY24. Funds last expended from this account in FY22.</b></p>	
<b>F013</b>	<b>SIDEWALK AND PLAZA RESTORATION</b>
<i>Status:</i>	<i>Ongoing - no projects planned in FY24</i>
<p>No major restoration of sidewalks or plazas was completed in FY23. No additional funding recommended in FY24.</p> <p><b>No projects planned in FY24. The remaining balance of \$18,000 is sufficient to address minor sidewalk and/or plaza repairs that may arise in FY24. Current funds (\$33,000) are not sufficient to address larger sidewalk repair needs, which will be budgeted in a future fiscal year (or after Murray Street Bridge Project). Funds were initially deposited into this account in FY13 and have remained untouched since then.</b></p>	

<b>F015</b>	<b>WATER &amp; SEWER SYSTEMS</b>
<i>Status:</i>	<i>Ongoing – no funding recommended in FY24.</i>
<p>This ongoing project funds upgrades, improvements and major replacement / repair to the harbor’s water and sewer services.</p> <p>No projects planned in FY24. The remaining balance of \$19,139 is sufficient to address minor repairs or upgrades that may arise in FY24. Water and sewer service expenses totaling less than \$5,000 are paid for from the operating budget (320). Funds last expended from this account in FY22.</p>	
<b>F027</b>	<b>ALDO’S SEAWALL REPLACEMENT PROJECT</b>
<i>Status:</i>	<i>Ongoing – no funding recommended in FY24.</i>
<p>Construction of a new seawall was completed by Granite Construction in FY20. The project was partially funded by financing obtained in FY19. All loan funding has been expended. Approximately \$188,441 remains in the CIP following project close-out to provide funding for any future District costs associated with accessway improvements and Tenant reconstruction of the restaurant structure.</p> <p>No projects planned in FY24. Engineering and design plans for the accessway improvements were completed in FY20. The remaining balance of \$8,441 is sufficient to address minor accessway improvements that will be needed at a later date (landscaping, signage, crosswalk marking, etc.). While forward progress on the development of a new restaurant structure remains a priority, alternative funding sources for the project will likely be required / secured. Utilizing \$180,000 from this fund addresses an immediate need within the CIP. Funds last expended from this account in FY21.</p>	

**CASH FLOW PROJECTION**

5/15/2023

**SOURCE/LOCATION**

CASH ON HAND	14,781,985
MONTHLY REVENUES	855,000
MONTHLY EXPENSES	(543,000)
DEBT SERVICE	
INSURANCE PREMIUMS	
ESTIMATED CASH ON HAND->>>	15,093,985

**Fund**

Dredge Intermediate	209,084
Reserve Fund	1,285,644
Cap. Improv.	3,574,951
Election	200,000
PEMHCA	0

<b>Total Designated Funds</b>	<b>\$ 5,269,679</b>
-------------------------------	---------------------

Comerica	812,903
LAIF	13,969,082

<b>Total Cash on Deposit</b>	<b>\$ 14,781,985</b>
------------------------------	----------------------

Available Cash	\$ 9,512,306
BBVA Reserve	1,016,916

<b>TOTAL CASH</b>	<b>\$ 10,529,222</b>
-------------------	----------------------

<b>Cash Available (not held @ BBVA)</b>	<b>\$ 9,512,306</b>
---	---------------------

Santa Cruz Port District  
**Monthly Accounts Payable Check Register**  
 April 2023

Date	No.	Vendor	Description	Amount	
4/7/2023	58163	Ace Portable Services	Portable Toilet Rental	\$ 114.67	
4/7/2023	58164	Allied Universal	Security Patrol	\$ 7,665.84	
4/7/2023	58165	AmeriDyn	Dynamics Support	\$ 45.00	
4/7/2023	58166	Batteries + Bulbs	Parking Meter Batteries	\$ 40.83	
4/7/2023	58167	Bay Building Janitorial, Inc.	Janitorial Services, Refuse Collection	\$ 10,492.00	
4/7/2023	58168	Bayside Oil II, Inc.	Hazmat Disposal, <i>Twin Lakes</i> Hydraulic Oil	\$ 1,865.85	
4/7/2023	58169	Big Creek	Saw Blade, Plywood, Tape, Door Trim, Fasteners, Primer, Drill Bits, Dock Lumber	\$ 786.21	
4/7/2023	58170	Blake Anderson	Quarterly Uniform Allowance	\$ 190.00	
4/7/2023	58171	Bow Wow Pet Waste Products	Pet Waste Station Bags	\$ 210.88	
4/7/2023	58172	Brass Key Locksmith, Inc.	Key Blanks	\$ 49.39	
4/7/2023	58173	Capen, Thomas	Credit Balance Refund	\$ 15.12	
4/7/2023	58174	Carpi & Clay	Washington Representation	\$ 800.00	
4/7/2023	58175	CA State Lands Commission	Dredge Permit Renewal Fees (Staff Time)	\$ 106.67	
4/7/2023	58176	Central Electric	333 Lake Avenue Electrical Service Upgrade Project	\$ 3,498.00	
4/7/2023	58177	Citi Cards	Breakroom Supplies	\$ 515.59	
4/7/2023	58178	Comcast	Business Internet	\$ 316.70	
4/7/2023	58179	Complete Mailing Service	Statement Mailing & Postage	\$ 616.87	
4/7/2023	58180	Cooper, Brian	Credit Balance Refund	\$ 100.00	
4/7/2023	58181	Couchman, Bruce	Security Deposit Refund	\$ 235.98	
4/7/2023	58182	David Hill	Quarterly Uniform Allowance	\$ 190.00	
4/7/2023	58183	DeSousa, Sandra	Security Deposit Refund	\$ 113.70	
4/7/2023	58184	Dredging Supply Company, Inc.	Consulting Services: <i>Twin Lakes</i> Christmas Tree	\$ 7,071.20	
4/7/2023	58185	Electro Specialties	Boatyard Retail Items	\$ 84.96	
4/7/2023	58186	Ewing Irrigation Products, Inc.	Irrigation Valves, Glue	\$ 228.81	
4/7/2023	58187	FedEx Office	Shipping	\$ 40.31	
4/7/2023	58188	Ferguson Enterprises, Inc.	Toilet Flush Valve	\$ 22.14	
4/7/2023	58189	Gottlieb, Landon	Quarterly Uniform Allowance	\$ 190.00	
4/7/2023	58189	Gottlieb, Landon	Security Deposit Refund	\$ 1,953.12	
4/7/2023	58190	Grainger	Batteries, Ball Valve, Wrenches, Disposable Gloves, Power Tool Batteries, Cordless Drill, Flashlights, Angle Grinder, Rubber Boots, Paint Rollers	\$ 1,766.64	
4/7/2023	58191	Gsolutionz	Telephone System Maintenance	\$ 240.95	
4/7/2023	58192	Guy, Parker	Quarterly Uniform Allowance	\$ 190.00	
4/7/2023	58193	VOID			
4/7/2023	58194	Home Depot Credit Services	Cleaning Supplies, Compressor Hose, Wall Mounting Supplies, Paint Supplies, Umbrella, Screwdriver, Bits, Water Hose, Signage Screws, Electrical Boxes, Strapping	\$ 873.69	
4/7/2023	58195	Horizon Water and Environment, LLC	Consulting Services: Regional General Permit	\$ 495.00	



Santa Cruz Port District  
**Monthly Accounts Payable Check Register**  
 April 2023

Date	No.	Vendor	Description	Amount
4/7/2023	58196	Hughes, Jennifer	Security Deposit Refund	\$ 120.26
4/7/2023	58197	John Haynes	Quarterly Uniform Allowance	\$ 190.00
4/7/2023	58198	Kingdom, Kyle	Quarterly Uniform Allowance	\$ 190.00
4/7/2023	58199	Lautamo, Roy	Security Deposit Refund	\$ 393.60
4/7/2023	58200	Lee, Ozzie	Security Deposit Refund	\$ 367.27
4/7/2023	58201	Linde Gas & Equipment, Inc.	Welding Gas	\$ 296.95
4/7/2023	58202	Lockton Insurance Brokers, LLC	Fiscal Year 2024 Cyber Insurance Premium	\$ 11,818.24
4/7/2023	58203	Marina Ware	Quarterly Software & Key Access System Support	\$ 1,700.00
4/7/2023	58204	Marine Travelift, Inc.	Travelift Replacement Parts	\$ 1,690.81
4/7/2023	58205	Matheson Tri-Gas, Inc.	Welding Gas	\$ 134.96
4/7/2023	58206	McCullough, Michael	Security Deposit Refund	\$ 656.10
4/7/2023	58207	McMaster-Carr Supply Company	Pipe Caps, Padlocks, <i>Squirt</i> Valve & Fittings	\$ 801.79
4/7/2023	58208	Melrose, Peter	Quarterly Uniform Allowance	\$ 190.00
4/7/2023	58209	Mid County Auto Supply	Vehicle Starter, Fuel Filters	\$ 239.05
4/7/2023	58210	Mission Uniform Service	Uniform Service	\$ 947.50
4/7/2023	58211	Monterey Bay Analytical Services	Boatyard Stormwater Testing	\$ 358.00
4/7/2023	58212	Mutual of Omaha	Life/LTD/AD&D Insurance	\$ 892.25
4/7/2023	58213	Nixon-Egli Equipment Co	Annual Crane Inspection	\$ 3,214.08
4/7/2023	58214	Oderio, Jason	Security Deposit Refund	\$ 528.25
4/7/2023	58215	Operating Engineers Local Union No. 3	Union Dues (Payroll Deduction)	\$ 272.00
4/7/2023	58216	Capital One Trade Credit - OSH	Hitch Adapter, Drill Bits, Pliers, Fuses, Junction Box	\$ 150.33
	58217	VOID		
4/7/2023	58218	Peninsula Diesel Inc.	<i>Dauntless</i> After Cooler Service	\$ 3,592.82
4/7/2023	58219	Peterson	<i>Dauntless</i> Parts, Dozer Service	\$ 989.23
4/7/2023	58220	Priors Tires	Parking Shuttle Tires & Alignment	\$ 882.58
4/7/2023	58221	Raco Manufacturing & Engineering Co.	Annual Lift Station Alarm Renewal	\$ 450.00
4/7/2023	58222	Ramos Oil Inc.	<i>Twin Lakes</i> Fuel	\$ 30,923.06
4/7/2023	58223	RIPALog, LLC	Annual Reporting Service - Racial and Identity Profiling Act	\$ 1,800.00
4/7/2023	58224	Riverside Lighting & Electric	Light Fixtures, Bulbs	\$ 1,617.69
4/7/2023	58225	RT Motors	2013 Ford F250 Maintenance Vehicle	\$ 39,744.68
4/7/2023	58226	San Lorenzo	Landscaping	\$ 59.76
4/7/2023	58227	Michael Smith	Backflow Testing & Repair	\$ 833.00
4/7/2023	58228	Santa Cruz Municipal Utilities	Utilities	\$ 10,740.74
4/7/2023	58229	Sean Rothwell	Quarterly Uniform Allowance	\$ 190.00
4/7/2023	58230	Sneeden, Richard	Security Deposit Refund	\$ 270.61
4/7/2023	58231	Soil Control Lab	Storm Water Testing	\$ 374.00
4/7/2023	58232	Stuhan, Anthony	Security Deposit Refund	\$ 537.60

Santa Cruz Port District  
**Monthly Accounts Payable Check Register**  
 April 2023

Date	No.	Vendor	Description	Amount
4/7/2023	58233	Superior Alarm Company	Alarm Monitoring	\$ 228.00
4/7/2023	58234	Svendsen's Boat Works	Boatyard Retail Items	\$ 408.00
4/7/2023	58235	Thompson, Sheila	Security Deposit Refund	\$ 113.70
4/7/2023	58236	Tollete, Wylie	Credit Balance Refund	\$ 200.00
4/7/2023	58237	Total Secure Technology	Technical Support (March), E-mail Scanning & Backup	\$ 764.60
4/7/2023	58238	U.S. Bank Equipment Finance	Copier Lease	\$ 151.31
4/7/2023	58239	US Relay	Webcam Service	\$ 484.00
4/7/2023	58240	WEX Bank	Finance Charges	\$ 58.53
4/7/2023	58241	Verizon Wireless	Cell Phone & Tablet Service	\$ 317.01
4/7/2023	58242	Vitas, Steve	Security Deposit Refund	\$ 249.20
4/7/2023	58243	West Marine Pro	Fathometer Transducer	\$ 122.13
4/7/2023	58244	West Marine Pro	Boatyard Retail Items	\$ 625.19
4/12/2023	58245	Bayside Marine	Door Repair - 333 Lake Avenue, Suite B	\$ 465.96
4/12/2023	58246	Lockton Insurance Brokers, LLC	Bumbershoot Policy Extension to 4/15/23, Fiscal Year 2024 Marine Hull Insurance	\$ 124,794.46
4/28/2023	58247	AA Safe & Security Co.	Maintenance Vehicle Key Copies	\$ 180.03
4/28/2023	58248	Allied Administrators for Delta Dental	Dental Insurance	\$ 3,194.60
4/28/2023	58249	AT&T	Telephone	\$ 123.67
4/28/2023	58250	CIT	Telephone System Maintenance	\$ 323.09
4/28/2023	58251	Axon Enterprise, Inc.	Harbor Patrol Body-Worn Cameras	\$ 16,873.25
4/28/2023	58252	Bay Plumbing Supply, Inc.	Angle Stops	\$ 17.44
4/28/2023	58253	Bayside Oil II, Inc.	<i>Twin Lakes</i> Gear Oil	\$ 268.70
4/28/2023	58254	Big Creek	Dock Lumber, Fasteners, Blades, Concrete	\$ 180.88
4/28/2023	58255	Comcast	Business Internet	\$ 787.30
4/28/2023	58256	Core & Main LP	Dredge Heater Repair	\$ 543.11
4/28/2023	58257	County of Santa Cruz Auditor	Citation Tax (February)	\$ 2,523.50
4/28/2023	58258	County of Santa Cruz DPW	Hazardous Waste Disposal	\$ 88.00
4/28/2023	58259	County Specialty Gases	Welding Gas	\$ 105.09
4/28/2023	58260	Crow's Nest Restaurant	1/2 Concession Lot Garbage (Tenant Reimbursable)	\$ 2,944.12
4/28/2023	58261	Crystal Springs Water Co.	Boatyard Drinking Water	\$ 6.50
4/28/2023	58262	Cummins-Allison Corp.	Currency Counter Warranty	\$ 546.01
4/28/2023	58263	Data Ticket, Inc.	Citation Processing (January & March)	\$ 600.00
4/28/2023	58264	Dredging Supply Company, Inc.	<i>Twin Lakes</i> Paint	\$ 3,753.59
4/28/2023	58265	Elevator Service Company	Monthly Elevator Service	\$ 470.00
4/28/2023	58266	FedEx Office	Shipping	\$ 25.09
4/28/2023	58267	Flyers Energy, LLC	Ancillary Equipment Fuel	\$ 337.12
4/28/2023	58268	Garda CL West, Inc.	Deposit Courier Service	\$ 559.43
4/28/2023	58269	Grainger	Saw Blades, Pliers, Staples, Funnels	\$ 361.61

Santa Cruz Port District  
**Monthly Accounts Payable Check Register**  
 April 2023

Date	No.	Vendor	Description	Amount
4/28/2023	58270	Hilger, David	Security Deposit Refund	\$ 844.50
4/28/2023	58271	Hose Shop	P-Dock Fire Hose Assembly	\$ 104.84
4/28/2023	58272	Jim Walters	Dozer Transportation	\$ 652.50
4/28/2023	58273	Kelly-Moore Paint Company, Inc.	Dock Ramp Paint, Parking Lot Paint	\$ 460.33
4/28/2023	58274	Mangus, Stephanie	Expense Reimbursement: Foul Weather Gear	\$ 146.49
4/28/2023	58275	Marina Ware	Dock Gate Hardware, Wireless Communication Module	\$ 4,042.26
4/28/2023	58276	McDermott, Dick	497 Lake Avenue Installment Payment	\$ 4,535.45
4/28/2023	58277	Mesiti-Miller Engineering, Inc.	Engineering Services: 2222 East Cliff Drive Deck Replacement, Westside Seawall	\$ 19,358.49
4/28/2023	58278	Mission Uniform Service	Uniform Service	\$ 468.57
4/28/2023	58279	Monterey Bay Analytical Services	Boatyard Water Testing	\$ 358.00
4/28/2023	58280	Capital One Trade Credit - OSH	Toolbox, Rivets	\$ 44.67
4/28/2023	58281	Pacific Gas & Electric Company	Utilities	\$ 36,843.43
4/28/2023	58282	PNC Bank, N.A.	Taxable Loan Principle & Interest	\$ 139,315.02
4/28/2023	58283	Quadient, Inc.	Postage	\$ 500.00
4/28/2023	58284	Quadient Leasing USA, Inc.	Postage Meter Lease	\$ 207.04
4/28/2023	58285	Red Wing Shoe Store	Dredge Staff Work Boots	\$ 305.31
4/28/2023	58286	Salas O'Brien Engineers, Inc.	Engineering Services: 2222 East Cliff Drive Deck Replacement	\$ 2,173.75
4/28/2023	58287	San Lorenzo	Door Shims, Screws	\$ 66.47
4/28/2023	58288	Santa Cruz County Environmental Health Service	Boatyard Hazmat Permit Fee	\$ 567.00
4/28/2023	58289	Santa Cruz Tire & Auto Care	Parking Vehicle Service	\$ 485.06
4/28/2023	58290	Santa Cruz Yacht Club	Meet the Managers Event Space Rental	\$ 100.00
4/28/2023	58291	SC Fuels	Fuel Dock Gas & Diesel	\$ 27,990.85
4/28/2023	58292	Scheidt & Bachmann	Concession Lot Monthly Equipment Warranty	\$ 2,630.74
4/28/2023	58293	Santa Cruz Municipal Utilities	Utilities	\$ 18,031.22
4/28/2023	58294	Scotts Valley Sprinkler	Utility Access Boxes	\$ 476.78
4/28/2023	58295	Staples Credit Plan	Office Supplies	\$ 53.39
4/28/2023	58296	Stephen Reed	Expense Reimbursement: Pest Control Supplies	\$ 196.64
4/28/2023	58297	The Home Depot Pro Institutional	Janitorial Supplies	\$ 1,634.81
4/28/2023	58298	Total Secure Technology	Technical Support	\$ 880.00
4/28/2023	58299	West Coast Wire Rope	Rigging Wire Rope	\$ 1,324.86
4/28/2023	58300	West Marine Pro	Boatyard Retail Items	\$ 224.06
4/28/2023	58301	Wex Bank	Fleet Fuel	\$ 2,706.40
4/28/2023	58302	William Fisher Architecture, Inc.	Engineering Services: I-Dock Restroom & Showers	\$ 667.72
4/5/2023	Various	Various Employees	3/16/23-3/31/23 Payroll	\$ 5,810.20
4/20/2023	Various	Various Employees	4/1/23-4/15/23 Payroll	\$ 6,007.69
4/1/2023	EFT	ElectronicPayments	Fuel Dock Credit Card Fees	\$ 92.95

Santa Cruz Port District  
**Monthly Accounts Payable Check Register**  
 April 2023

Date	No.	Vendor	Description	Amount
4/1/2023	EFT	Gravity Payments	Front Desk Credit Card Fees	\$ 1,932.84
4/1/2023	EFT	Merchant Services	Online Billpay Credit Card Fees	\$ 84.79
4/1/2023	EFT	Merchant Services	CALE Credit Card Fees	\$ 461.09
4/1/2023	EFT	Merchant Services	Boatyard Credit Card Fees	\$ 521.97
4/1/2023	EFT	Transaction Express	Online Billpay ACH Fees	\$ 696.33
4/1/2023	EFT	Transaction Express	Online Billpay ACH Fees	\$ 24.95
4/1/2023	EFT	Windcave, Inc.	Concession Lot Credit Card Fees	\$ 1,917.18
4/5/2023	EFT	PAYCHEX	Payroll Service Fees	\$ 420.50
4/6/2023	EFT	CalPERS	Retirement Contributions (Employee & Employer)	\$ 8,309.11
4/6/2023	EFT	CalPERS	Retirement Contributions (Employee & Employer)	\$ 6,615.29
4/6/2023	EFT	CalPERS	Retirement Contributions (Employee & Employer)	\$ 2,917.29
4/6/2023	EFT	CalPERS	457 Contributions (Payroll Deduction)	\$ 6,363.62
4/6/2023	EFT	CalPERS	Health Insurance	\$ 47,837.40
4/6/2023	EFT	Empower Retirement	457 Loan Repayments (PR Deduction)	\$ 625.36
4/7/2023	EFT	Comerica Commercial Card Services	WhenIWork Subscription, Zoom Subscription, Harbor Patrol Gold Name Bar, Recruitment Advertising, Meeting Refreshments, Ancillary Equipment Fuel, Harbor Patrol Phone Case, Scale, Patrol Boat Transducer, Workplace Subscription, CMANC Travel Expenses, <i>Twin Lakes</i> Snorkel Chopper Cylinders, Buoy Fill, Forklift Repair, Ceiling Tiles, Hazardous Waste Training, <i>Twin Lakes</i> Generator End, Screw Driver & Bit Set, CALE Machine Parts, Maintenance Vehicle Tire Sensor Replacement, Uniform Hat, Saw Blade, Fuel Tank Caps, Wire Wheels & Brushes, Utility Knives, Trailer Tire Boot, Grinding Discs, Grinder, Vacuum Filter, <i>Squirt</i> Belts, Breakroom Supplies	\$ 19,376.50
4/10/2023	EFT	Empower Retirement	Cares & Secure Amendment Fee	\$ 325.00
4/10/2023	EFT	Gravity Payments	Front Desk Credit Card Gateway Fee	\$ 23.86
4/11/2023	EFT	Comerica Bank	Service Charges	\$ 523.63
4/14/2023	EFT	California Department of Tax and Fee Administration	Sales Tax Return	\$ 1,647.00
4/14/2023	EFT	California Department of Tax and Fee Administration	Underground Storage Tank Maintenance Return	\$ 156.00
4/20/2023	EFT	PAYCHEX	Payroll Service Fees	\$ 340.59
4/20/2023	EFT	PAYCHEX	Time & Attendance Fees	\$ 109.00
4/21/2023	EFT	CalPERS	Retirement Contributions (Employee & Employer)	\$ 8,331.77
4/21/2023	EFT	CalPERS	Retirement Contributions (Employee & Employer)	\$ 6,613.89
4/21/2023	EFT	CalPERS	Retirement Contributions (Employee & Employer)	\$ 2,884.48
4/21/2023	EFT	CalPERS	457 Contributions (Payroll Deduction)	\$ 5,116.80
4/21/2023	EFT	Empower Retirement	457 Loan Repayments (PR Deduction)	\$ 625.36
4/30/2023	EFT	Windcave, Inc.	Concession Lot Credit Card Device Charge	\$ 570.02
4/5/2023	EFT	PAYCHEX	3/16/23-3/31/23 Payroll Direct Deposit	\$ 77,702.33
4/5/2023	EFT	PAYCHEX	3/16/23-3/31/23 Payroll Taxes	\$ 36,019.63

Santa Cruz Port District  
**Monthly Accounts Payable Check Register**  
 April 2023

Date	No.	Vendor	Description	Amount
4/20/2023	EFT	PAYCHEX	4/1/23-4/15/23 Payroll Direct Deposit	\$ 74,726.80
4/20/2023	EFT	PAYCHEX	4/1/23-4/15/23 Payroll Taxes	\$ 34,599.66
<b>Total April 2023 Disbursements</b>				<b>\$ 885,527.52</b>

Santa Cruz Port District  
135 5th Avenue  
Santa Cruz, CA 95062  
831.475.6161  
831.475.9558 Fax  
www.santacruzharbor.org



PORT COMMISSIONERS:  
Toby Goddard  
Dennis Smith  
Reed Geisreiter  
Stephen Reed  
Darren Gertler

TO: Port Commission  
FROM: Holland MacLaurie, Port Director  
DATE: May 16, 2023  
SUBJECT: Port Director's Report – May 23, 2023

Recovery Efforts – Storm 2023

The storm damaged paving repairs adjacent to 493 Lake Avenue have been completed. The final invoice has been submitted to FEMA and an estimated \$16,875 is anticipated for reimbursement soon. Staff continues to work with FEMA representatives to secure reimbursement for a variety of storm-related projects, including entrance channel debris removal / dredging, piling replacement, minor fuel dock repairs, and east side embankment repairs.

Invitation to Third District Supervisor

Earlier this month, staff invited newly elected 3<sup>rd</sup> District Supervisor, Justin Cummings to the harbor for an introductory tour / meet and greet. Staff will be following up with Supervisor Cummings' staff later this month to ensure the invitation was received and to discuss potential dates for a visit.

Change of Command Ceremony

The U.S. Army Corps of Engineers San Francisco District will host a Change of Command Ceremony on Friday, June 23, 2023, at 10 AM to honor outgoing Commander Arnett and welcome incoming Commander Shebesta.

2222 East Cliff Drive Deck Replacement Project

To facilitate building permit approval with the City, a contract with Access Compliance Services has been executed in the amount of \$2,650 for a disability access evaluation in the project area. Once the evaluation report is received, it will be forwarded to the City for review. If the District is required to make necessary ADA upgrades as part of this project, City staff indicated that those improvements can run concurrently with project construction (i.e., ADA improvements need not be completed prior to commencement of deck construction).



TO: Port Commission  
FROM: Blake Anderson, Harbormaster  
DATE: May 15, 2023  
SUBJECT: Harbormaster's Report

#### Fisheries Update

With regard to the salmon closure, staff has learned that Secretary of Commerce Raimondo received a letter from Members of Congress, and a letter from Acting California Governor Eleni Kounalakis requesting expedited action on a declaration of a fishery disaster. We are hopeful that a determination is made soon.

Rockfish season opened May 1<sup>st</sup> with expanded fishing grounds. For the first time in nearly 20 years, anglers will be allowed to fish outside of the 50-fathom line to target species living in deeper water. Launch activity is starting to pick up, however, spring winds have made accessing deeper water difficult for anglers. Bayside Marine reported that one lucky angler landed a 37-pound Pacific halibut while fishing deep water. Pacific halibut are normally found much farther north and are considered rare in this area.

#### Harbor Security Upgrades

The FY24 budget allocated \$12,000 in Capital Improvement Program funding for additional security cameras throughout the harbor. Recently, staff met with the camera contractor to discuss the next phase of the project. The current network consists of 24 cameras and staff anticipates adding an additional six to the system. Priority areas include east and west access roads under the bridge, north harbor channel/end-ties, and the Mariner Park Way entrance to the harbor.

#### Harbor Beach Lifeguard Tower

Contract lifeguard service resumed on May 13<sup>th</sup> on Harbor Beach. State Parks lifeguards will be staffing the tower on weekends until Memorial Day and seven days per week from Memorial Day to Labor Day. In September, the tower will be staffed on weekends and on an as-needed basis.

#### Crow's Nest Thursday Night Beach BBQs

The Crows Nest Thursday Night Beach BBQs will begin May 25<sup>th</sup>. Last summer, the events were well-attended and required minimal law enforcement response. Parking impacts were as expected, with congestion in the southeast harbor during the events. The water taxi ridership for the Thursday events totaled 2,339 throughout the season.

#### Water Taxi

Starting Memorial Day weekend, the District's water taxi, *Never Late*, will resume service. The taxi operates on weekends and holidays from 11:00 am to 6:00 pm and during the Thursday night beach BBQs. During the 2022 season, *Never Late* served 11,628 riders!

### Fisheries Report

The fisheries report consists of data from two sources: the Department of Fish and Wildlife (DFW) and the H&H Fresh Fish (resident fish buyer). The data from DFW is partially redacted in accordance with federal fisheries laws. Data is considered confidential when less than three separate vessels land species at any one port. For species landed by three or more separate vessels, the full data is made public and includes weight and value. For other data, the species landed is shown with no weight data.

#### **April 2023 – Total Port Landings:**

Species	Weight (lbs.)	Ex-Vessel (per lbs.)	Approx. Value
Dungeness Crab	12,066.94	\$3.15	\$38,030.67

**Total Weight (lbs.) Reported: 12,066.94**

**Total Ex-Vessel: \$38,030.67**

Species also landed\* - Butterfish (Pacific Pompano), Jacksmelt, Sablefish (Blackcod), Pacific Halibut, California Halibut, Rock Crab, Lingcod, Rockfish (various), Thorneyhead Shortspine

*\*weight and value data redacted by Fish and Wildlife pursuant to Fish and Game Code, Section 8022.*

#### **April 2023 – Resident Buyer Landings:**

Species	Weight (lbs.)	Ex-Vessel (per lbs.)	Approx. Value
Dungeness Crab	6,765.85	\$3.25	\$21,989.01
Rock Crab	1,283.50	\$3.00	\$3,850.50
Lingcod	47.75	\$3.00	\$143.25
CA Halibut	270.50	\$5.00	\$1,352.50
Rockfish (various)	328.35	\$3.00	\$985.05

**Total Weight (lbs.) Reported: 8,695.95**

**Total Ex-Vessel: \$28,320.31**





TO: Port Commission  
 FROM: Carl Wulf, Facilities Maintenance Engineering Manager  
 DATE: May 17, 2023  
 SUBJECT: Facilities Maintenance & Engineering Report

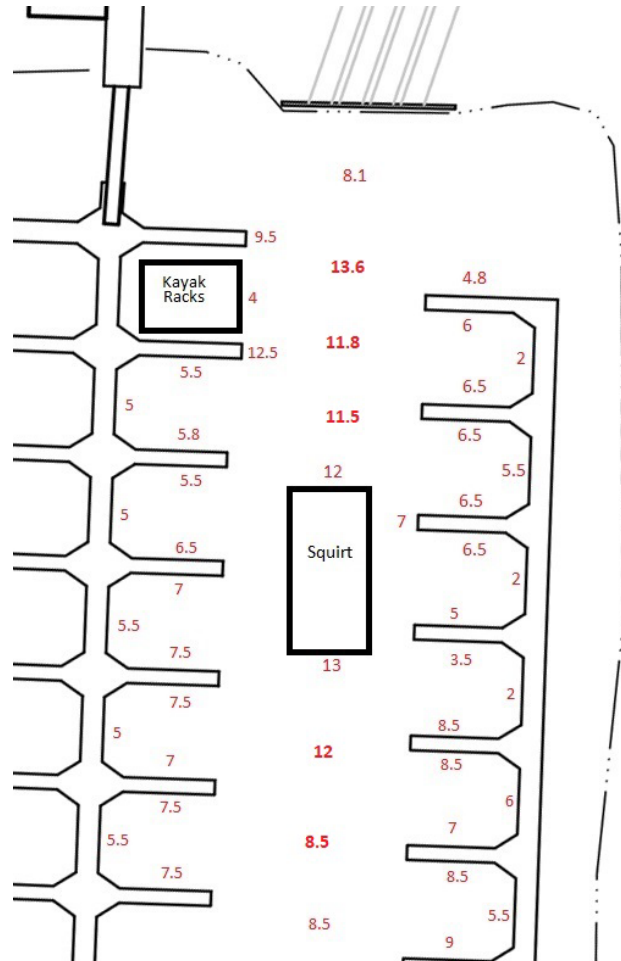
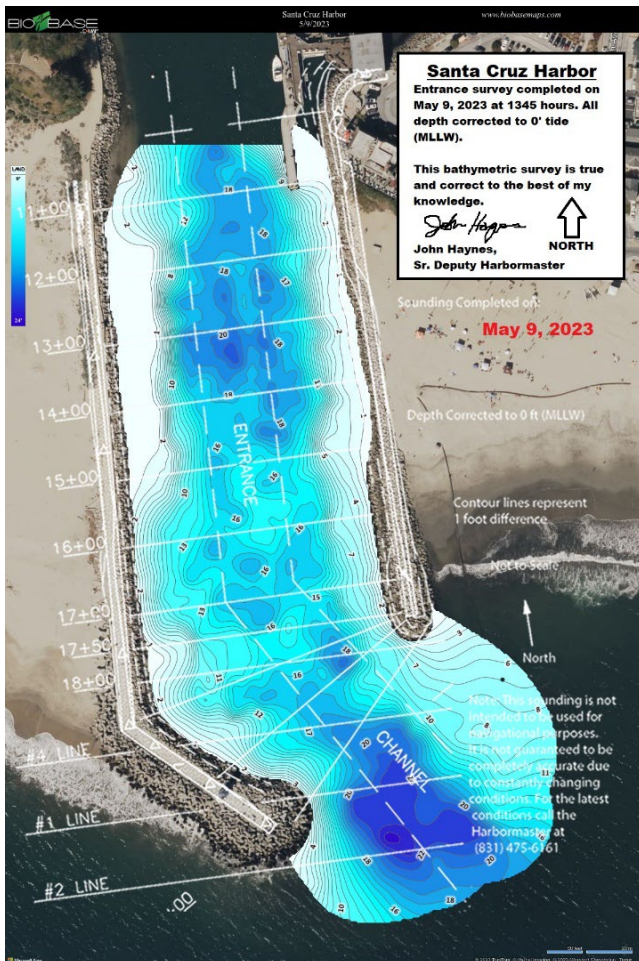
**Dredging Operations:**

Twin Lakes

After receiving regulatory authorization to extend the dredge season beyond April 30, 2023, dredging concluded on May 9, 2023. Staff has begun demobilization of the beach and floating dredge pipe.

Squirt

North Harbor dredging concluded on April 30, 2023. Staff has begun to demobilize north harbor equipment and prep for moving *Squirt* to the boatyard for offseason maintenance.



**Maintenance:**

333 Lake Avenue Electrical Service Upgrade Project

The 333 Lake Avenue Electrical Project has moved to its final phase, and PG&E switchover is anticipated for May 31, 2023.

2222 East Cliff Drive – Boiler Repair

The boiler serving upstairs and downstairs tenants at 2222 East Cliff Drive failed on March 6, 2023. While diagnostic tests and repair options were explored, tenants were offered individual space heaters as an interim solution. The boiler unit is original to the building and was installed in 2004. Due to its age, parts are difficult to obtain, and identifying a cost-effective, long-range repair option is challenging. Full replacement of the unit is recommended. It is anticipated that the approval for purchasing a new boiler unit will be presented to the Commission in June. Adequate funding is available for this unanticipated expense in the CIP.

Paving Projects

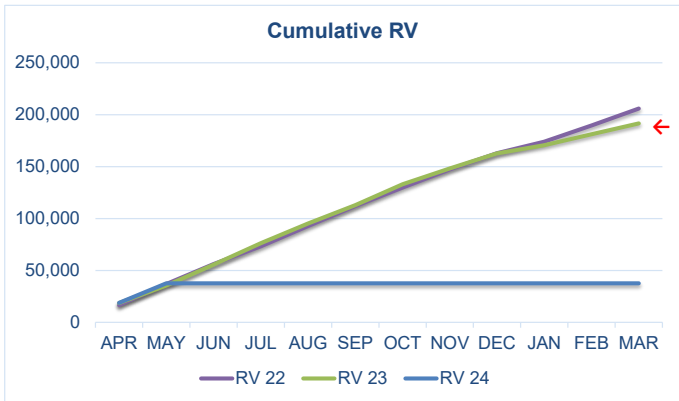
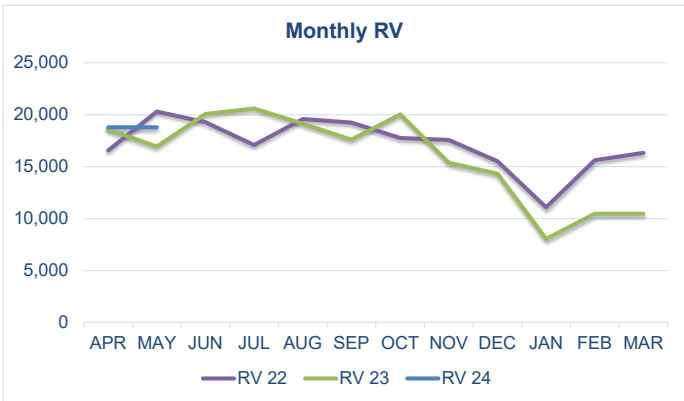
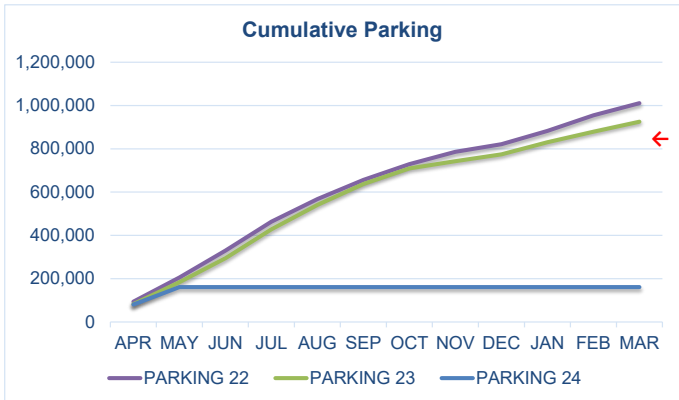
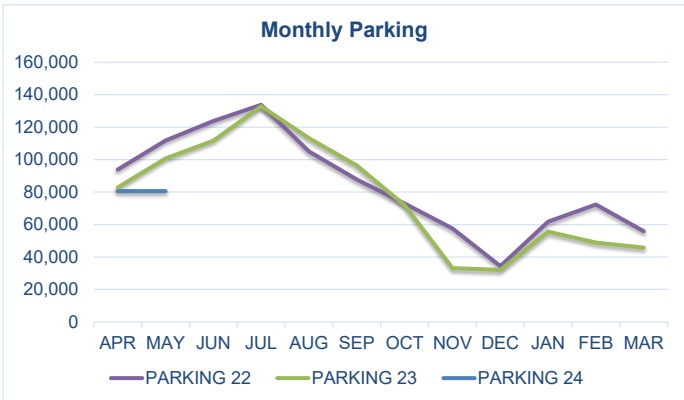
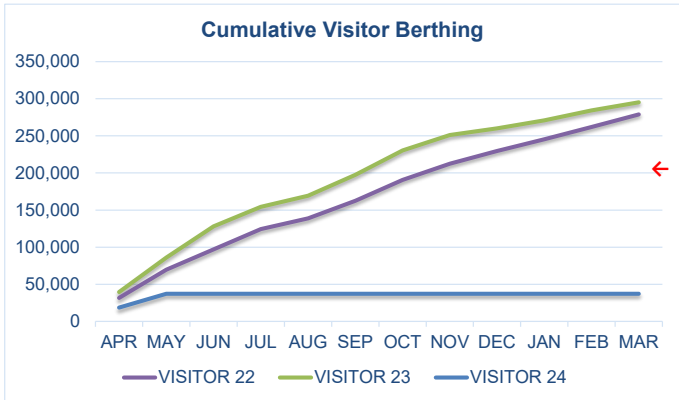
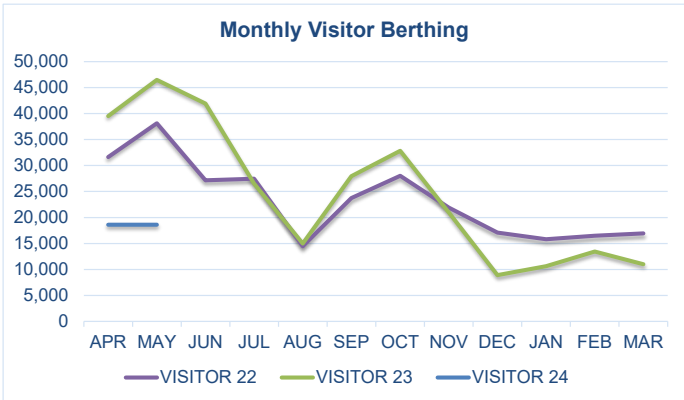
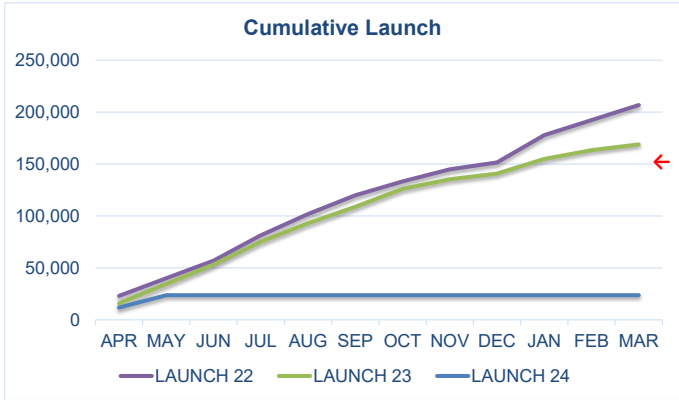
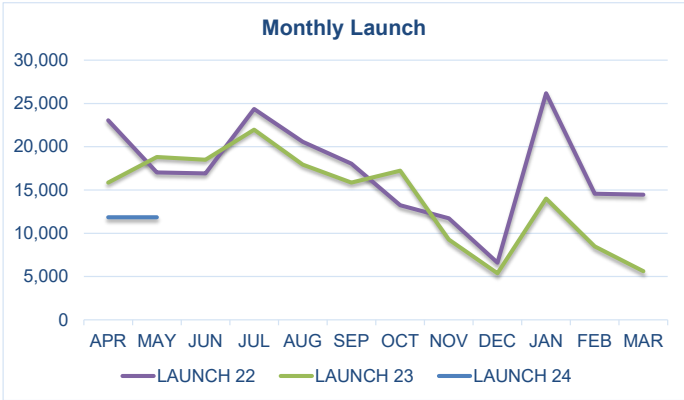
The following projects were recently completed (see pictures on next page):

1. ADA Path of Travel Improvements in the Concession Parking Lot (completed on April 28, 2023)
2. Storm-Damaged Pavement Repairs at 493 Lake Avenue (completed on May 10, 2023)
3. Pavement Repairs at Fishery Pier (completed on May 4, 2023)



Santa Cruz Port District  
**SEASONAL INCOME**  
 For the One Month Ended April 30, 2023

FY24 Budget ←



Santa Cruz Port District  
Monthly Budget Report  
For the Month Ending April 30, 2023

Account	Description	YTD	FY24 Budget	% of Budget	FY23 YTD	Variance
<b>OPERATING INCOME</b>						
000-000-000-0000-4000	Slip Rent Permanent	\$410,069	\$5,030,700	8%	\$402,438.36	\$7,630.85
000-000-000-0000-4002	Slip Rent Visitors	\$18,608	\$210,000	9%	39,523.95	(\$20,916.20)
000-000-000-0000-4003	Annual Slip Rent Discount	(\$233)	(\$1,225)	19%	(172.46)	(\$60.81)
000-000-000-0000-4006	Tenant Concession Rent	\$158,193	\$2,054,400	8%	106,916.94	\$51,275.60
000-000-000-0000-4008	Misc. Tenant Rent (Sewer)	\$5,943	\$135,000	4%	6,102.39	(\$159.60)
000-000-000-0000-4010	Launch Fees	\$11,850	\$155,000	8%	15,859.00	(\$4,009.00)
000-000-000-0000-4012	Liveaboard	\$9,025	\$75,000	12%	6,850.00	\$2,175.00
000-000-000-0000-4014	Catamaran Storage	\$2,224	\$26,000	9%	2,441.15	(\$217.35)
000-000-000-0000-4016	North Harbor Dry Storage	\$17,065	\$195,000	9%	16,421.61	\$643.33
000-000-000-0000-4018	7th Ave Dry Storage	\$9,304	\$122,000	8%	10,234.40	(\$930.59)
000-000-000-0000-4020	Waiting List	\$2,977	\$120,000	2%	2,400.00	\$576.66
000-000-000-0000-4024	Slip Leave Option		\$3,000	0%	(250.00)	\$250.00
000-000-000-0000-4026	Partnership Fees	\$2,751	\$30,000	9%	2,644.60	\$106.02
000-000-000-0000-4028	Sublease Fees	\$3,848	\$35,000	11%	3,826.45	\$21.83
000-000-000-0000-4030	Variable/Utility Fees	\$21,637	\$207,250	10%	18,159.95	\$3,477.03
000-000-000-0000-4032	Late Fees	\$4,425	\$50,000	9%	5,094.88	(\$669.60)
000-000-000-0000-4036	Citations	\$10,232	\$98,000	10%	7,914.00	\$2,317.75
000-000-000-0000-4040	Credit Card Convenience Charges	\$2,813	\$22,000	13%	2,114.19	\$698.52
000-000-000-0000-4100	Parking - Concession Lot	\$50,881	\$880,000	9%	46,117.08	\$4,763.67
000-000-000-0000-4102	Parking - Launch Area	\$1,735			1,621.00	\$114.00
000-000-000-0000-4104	Parking - Southwest	\$14,370			14,832.54	(\$462.81)
000-000-000-0000-4106	Parking - North	\$2,062			3,983.48	(\$1,921.02)
000-000-000-0000-4108	Parking - Southeast	\$8,596			12,933.05	(\$4,337.08)
000-000-000-0000-4118	Meter Permits	\$230			1,134.00	(\$904.00)
000-000-000-0000-4120	Slip Renter Parking Permits	\$2,730	\$26,000	11%	2,150.00	\$580.00
000-000-000-0000-4122	RV Parking	\$18,785	\$195,000	10%	18,583.00	\$202.00
000-000-000-0000-4200	Fuel Sales Gasoline	\$17,329	\$345,000	5%	46,470.27	(\$29,141.71)
000-000-000-0000-4202	Fuel Sales Diesel	\$9,501	\$465,000	2%	67,475.66	(\$57,974.36)
000-000-000-0000-4210	Wash Rack	\$216	\$6,500	3%	709.00	(\$493.00)
000-000-000-0000-4220	Boatyard Retail	\$1,621	\$16,500	10%	2,679.56	(\$1,058.51)
000-000-000-0000-4225	Boatyard Labor	\$195	\$750	26%		\$195.00
000-000-000-0000-4230	Boatyard Rental	\$140	\$3,000	5%	500.00	(\$360.00)
000-000-000-0000-4235	Boatyard Misc.	\$4,198	\$32,000	13%	3,760.44	\$437.72
000-000-000-0000-4240	Lay Days/Storage	\$10,069	\$140,000	7%	27,433.00	(\$17,364.50)
000-000-000-0000-4245	Vessel Haulout	\$19,633	\$132,000	15%	16,775.50	\$2,857.50
000-000-000-0000-4250	Vessel Berthing	\$2,533	\$32,000	8%	11,489.18	(\$8,956.49)
	<b>OPERATING INCOME</b>	<b>\$855,552</b>	<b>\$10,840,875</b>	<b>8%</b>	<b>927,166.17</b>	<b>(71,614.15)</b>

Santa Cruz Port District  
Monthly Budget Report  
For the Month Ending April 30, 2023

Account	Description	YTD	FY24 Budget	% of Budget	FY23 YTD	Variance
<b>EXPENSE SUMMARY BY PROGRAM</b>						
	Administrative Services (110)	\$47,159	\$889,563	5%	58,107.20	\$10,948.41
	Finance & Purchasing (120)	\$12,851	\$239,618	5%	13,672.46	\$821.07
	Property Management (130)	\$25,166	\$842,315	3%	46,316.12	\$21,150.25
	Environmental & Permitting (140)	\$7,788	\$189,158	4%	10,134.04	\$2,345.95
	Port Commission Support (190)	\$7,679	\$78,653	10%	4,575.11	(\$3,104.02)
	Harbor Patrol (210)	\$52,884	\$863,451	6%	55,566.90	\$2,682.45
	Marina Management (220)	\$46,470	\$611,835	8%	49,999.60	\$3,530.01
	Rescue Services (230)	\$6,930	\$144,756	5%	7,143.89	\$213.51
	Parking Services (240)	\$22,114	\$384,271	6%	28,195.76	\$6,081.55
	Events (250)	\$1,061	\$33,179	3%	1,114.62	\$53.73
	Fuel Services (280)	\$26,091	\$516,338	5%	71,480.11	\$45,389.21
	Docks, Piers, Marine Structures (310)	\$21,865	\$679,068	3%	41,847.73	\$19,982.59
	Utilities (320)	\$6,391	\$109,072	6%	7,297.09	\$906.21
	Buildings (330)	\$15,969	\$465,185	3%	27,041.87	\$11,072.84
	Grounds (340)	\$69,001	\$865,519	8%	78,663.93	\$9,662.96
	Aeration (350)	\$3,127	\$59,229	5%	3,352.79	\$226.27
	Fishery Support (360)	\$772	\$17,024	5%	1,835.63	\$1,063.26
	Capital Projects (390)	\$14,399	\$363,503	4%	23,302.90	\$8,904.23
	Dredging Operations (400)	\$101,516	\$1,653,480	6%	150,901.64	\$49,385.22
	Boatyard Operations (500)	\$23,908	\$408,535	6%	36,982.92	\$13,075.14
	<b>OPERATING EXPENSES</b>	<b>\$513,141</b>	<b>\$9,413,753</b>	<b>5%</b>	<b>717,532.31</b>	<b>204,390.84</b>
	<b>OPERATING PROFIT</b>	<b>\$342,411</b>	<b>\$1,427,122</b>	<b>24%</b>	<b>209,633.86</b>	<b>132,776.69</b>

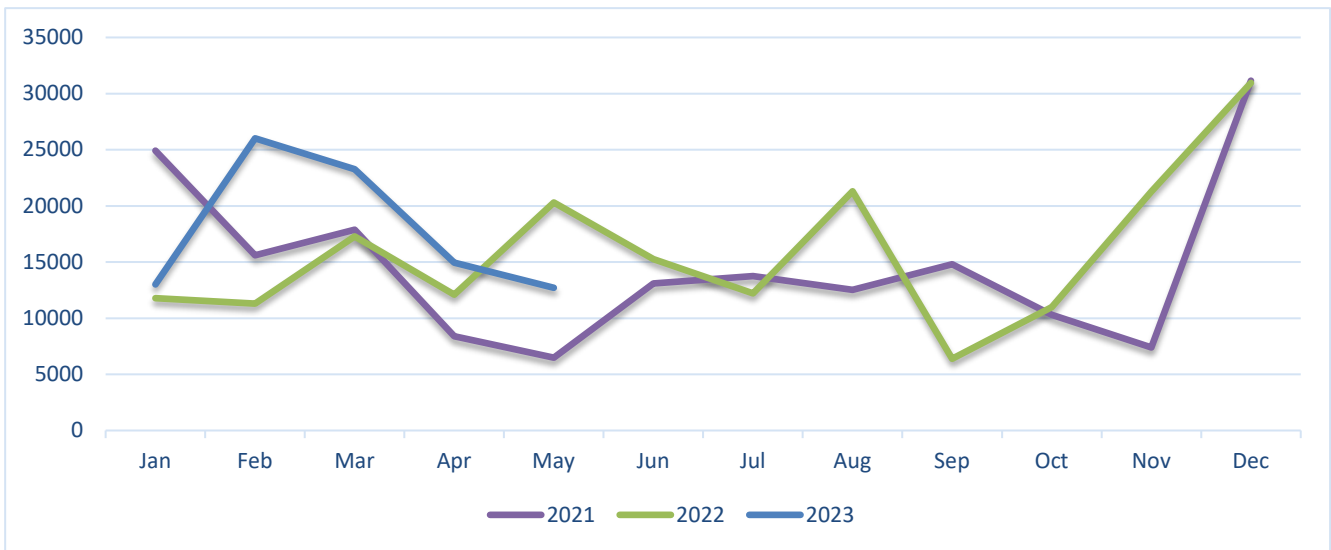
*\*FY24 YTD totals do not include all insurance expenditures for the year (some invoices remain pending).*

<b>NON OPERATING INCOME/(EXPENSE)</b>						
000-000-000-0000-4300	Harbor Services Charge	\$2,524	\$10,000	25%	200.00	\$2,323.68
000-000-000-0000-4308	Interest Income	\$2,123	\$125,000	2%	18.05	\$2,104.65
000-000-000-0000-4310	Other Income	\$4,562	\$85,000	5%	4,153.69	\$407.92
000-000-000-0000-4375	USACE Reimbursement		\$525,000	0%		\$0.00
000-000-000-0000-4405	Grants - DBAW	\$13,552	\$12,000	113%		\$13,552.00
000-000-000-0000-4406	County Rescue Contribution		\$50,000	0%		\$0.00
000-000-000-0000-4408	Waste Oil Grant		\$12,000	0%		\$0.00
000-000-000-0000-4600	Cash Over/Under	\$2		0%	8.15	(\$6.25)
	Principal Debt Payments	(\$124,916)	(\$1,365,818)	9%	(118,739.08)	(\$6,177.27)
	Capital Improvement Program	(\$6,444)	(\$500,000)	1%	(24,184.74)	\$17,741.03
	Capitalized Expenses	(\$56,618)	(\$212,500)	27%	(44,687.89)	(\$11,930.04)
	Depreciation	(\$140,002)	\$0	0%	(140,001.51)	\$0.00
	<b>NET INCOME/(LOSS)</b>	<b>\$37,193</b>	<b>\$167,804</b>	<b>22%</b>	<b>(113,599.47)</b>	<b>150,792.41</b>

Santa Cruz Port District  
**60 DAY DELINQUENT ACCOUNTS**

*The following accounts have balances 60 days delinquent as of May 18, 2023*

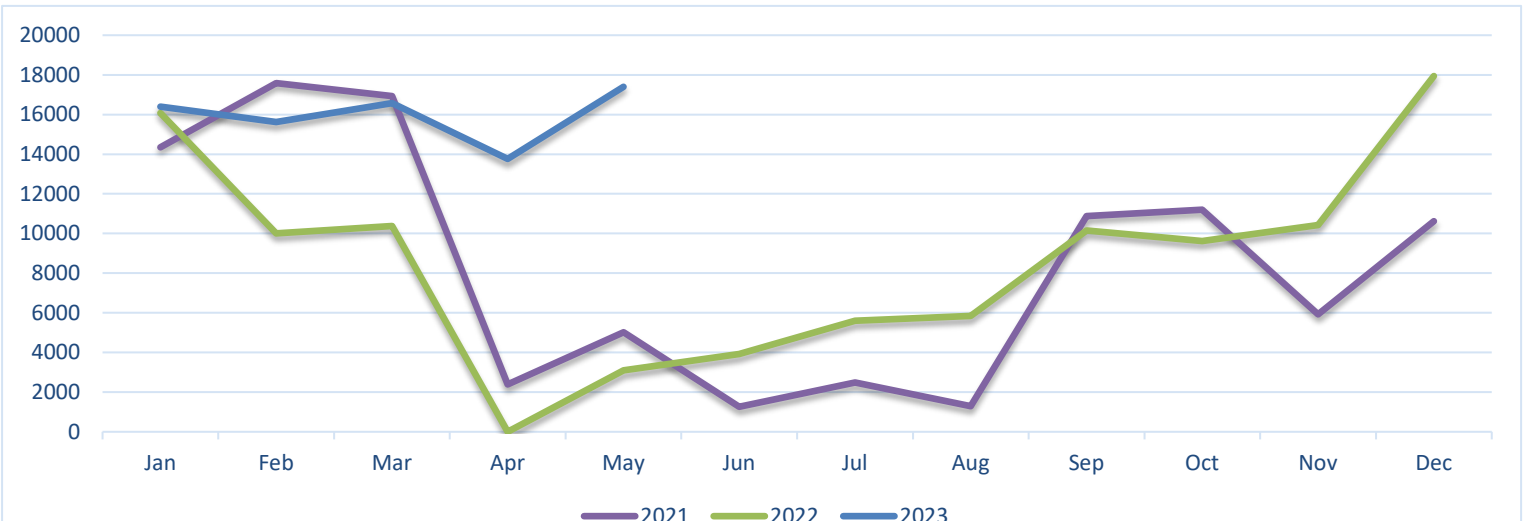
Account Number	Current Month	30 Day Balance	60 Day Balance	90 Day Balance	Total Balance
55526	1,128.05	1,119.01	1,005.58	0.00	3,252.64
48326	620.25	615.37	556.53	0.00	1,792.15
2068	642.15	637.08	185.37	0.00	1,464.60
56573	586.93	582.30	218.90	0.00	1,388.13
48016	459.04	493.16	358.10	0.00	1,310.30
55293	508.89	550.54	74.32	0.00	1,133.75
56494	463.31	459.69	74.83	0.00	997.83
55602	497.60	389.63	10.11	0.00	897.34
57736	89.17	88.64	60.13	0.00	237.94
48170	89.13	88.60	55.50	0.00	233.23
<b>Total</b>	<b>\$ 5,084.52</b>	<b>\$ 5,024.02</b>	<b>\$ 2,599.37</b>	<b>\$ -</b>	<b>\$ 12,707.91</b>



Santa Cruz Port District  
**90+ DAY DELINQUENT ACCOUNTS**

The following accounts have balances 90 days delinquent or greater as of May 18, 2023

Account Number	Current Month	30 Day Balance	60 Day Balance	90+ Day Balance	Total Balance	Commercial Slip	Action
58883	1,464.77	897.96	949.96	1,397.14	4,709.83		Revoke
4134	1,080.12	1,145.87	1,104.20	269.57	3,599.76	X	Revoke
3094	570.07	491.23	465.67	148.51	1,675.48		Revoke
57117	172.04	170.89	163.33	931.96	1,438.22		Revoke
57036	345.57	304.04	288.84	261.66	1,200.11		Revoke
57927	165.59	164.47	159.86	489.13	979.05		Revoke
47207	317.59	317.43	151.51	167.90	954.43		Revoke
56995	168.38	162.46	154.78	109.19	594.81		Revoke
58302	94.31	93.75	90.02	178.84	456.92		Revoke
57229	90.17	89.64	86.13	145.76	411.70		Revoke
57443	172.15	91.65	88.14	36.42	388.36		Revoke
59526	93.77	93.22	89.48	63.95	340.42		Revoke
59015	89.67	89.14	85.63	60.13	324.57		Revoke
60057	89.67	89.14	85.63	60.13	324.57		Revoke
<b>Total</b>	<b>\$ 4,913.87</b>	<b>\$ 4,200.89</b>	<b>\$ 3,963.18</b>	<b>\$ 4,320.29</b>	<b>\$ 17,398.23</b>		





TO: Port Commission  
FROM: Sean Rothwell, Assistant Harbormaster  
DATE: March 5, 2023  
SUBJECT: Harbor Patrol Incident Response Report – April 2023

***Search and Rescue, Patrol Boat Response:***

- 4/9/23 Harbor Patrol responded to a vessel in distress in the area of Blacks Beach. Upon arrival, it was determined that the vessel had lost power and was drifting toward shore. Harbor Patrol towed the vessel to the harbor.
- 4/10/23 Harbor Patrol responded to a report of a kayak adrift in the area of Sand Plant Beach. Upon arrival, Harbor Patrol located the unattended kayak and brought it onboard the patrol vessel. Harbor Patrol conducted a search of the area and no signs of distress were found.
- 4/12/23 Harbor Patrol responded to a report of a disabled vessel in the area of the harbor entrance. Upon arrival, Harbor Patrol contacted the vessel operator and assisted with a tow back to the harbor.
- 4/19/23 Harbor Patrol responded to a report of a capsized kayak in the area of the harbor entrance. Upon arrival, Harbor Patrol located the victim struggling in the water and brought them on board the patrol vessel. Harbor Patrol transported the victim to the launch ramp. No injuries reported.
- 4/25/23 Harbor Patrol responded to a report of a capsized catamaran in the area of Steamer Lane. Upon arrival, the sailors had righted the overturned catamaran and were underway. Harbor Patrol returned to the harbor without incident.
- 4/30/23 Harbor Patrol responded to a report of two kayakers and one paddleboarder in distress in the area of the Santa Cruz Municipal Wharf. Upon arrival, Harbor Patrol located three victims struggling in the water and brought them on board the patrol vessel. Harbor Patrol transported the victims back to the wharf landing. No injuries reported.

***Crime Reports, Assist Outside Department, and Incident Reports:***

- 4/2/23 Harbor Patrol responded to a report of a fuel spill in the area of G-Dock. The National Response Center was contacted and staff deployed boom and absorbent pads around the suspected source vessel. Following an investigation, the source of the spill remains undetermined (not a vessel).
- 4/3/23 Harbor Patrol performed a Proof of Service at the request of a slip renter.



- 4/4/23 Harbor Patrol responded to a report of a medical emergency in the area of the RV Park. Upon arrival, it was determined that the victim had a known heart issue. The victim was transported to Dominican Hospital by paramedics.
- 4/4/23 Harbor Patrol responded to a report of a subject who tripped and fell in the area of the concession parking lot. Upon arrival, Harbor Patrol assisted the victim who sustained a head injury during the fall. The victim was transported to Dominican Hospital by paramedics.
- 4/14/23 Harbor Patrol conducted a traffic enforcement detail and cited one motorist for Vehicle Code 22450 - *Failure to Stop at a Stop Sign*.
- 4/14/23 Harbor Patrol responded to a report of an intoxicated individual in the area of the concession parking lot. The subject was taken into custody by Harbor Patrol for public intoxication and transported to Santa Cruz County Jail.
- 4/18/23 Harbor Patrol responded to a report of a medical emergency in the area of E-Dock. Upon arrival, Harbor Patrol assisted the victim who was determined to be suffering from a diabetic issue. The victim was transported to Dominican Hospital by paramedics.
- 4/23/23 Harbor Patrol responded to a report of an intoxicated individual in the area of the concession parking lot. The subject was taken into custody by Harbor Patrol for public intoxication and transported to Santa Cruz County Jail.
- 4/25/23 Harbor Patrol took an incident report after an outrigger canoe struck the cross-channel dredge pipe. Minor damage reported.
- 4/27/23 Harbor Patrol responded to a report of a subject who tripped and fell in the area of G-Dock. Upon arrival, Harbor Patrol assisted the victim who had sustained a head injury. The victim was transported to Dominican Hospital by paramedics.
- 4/30/23 Harbor Patrol conducted a traffic stop in the area of East Cliff Drive and 5<sup>th</sup> Avenue after a driver was observed doing a burnout maneuver through the roundabout intersection. The motorist was admonished and cited for Vehicle Code 12500(A) - *Driving a Vehicle without a Drivers License*.

**Parking Citations:**

April 2023 Parking Citations: 360  
 April 2022 Parking Citations: 265

Many uke players to the same,  
as do tourists who really  
are surprised and delighted  
with the uke event.

Please continue to be as  
supportive as you have been  
in the past.

Judy Luiz  
800 Brommer St #55  
Santa Cruz 95062  
831-477-2802

Commissioners,

This note is regarding the  
weekly Saturday uke events.

I absolutely love participating  
in them! A local treasure!

Very often friends and family  
join me in this wonderful  
play-and-sing along.

The support provided by  
you is truly appreciated.

This long beloved happening  
is iconic.

I regularly spend time in  
the harbor area enjoying  
the coffee shop and restaurants.



Dear Harbor Commissioners,

As a resident of Santa Cruz county, we have enjoyed playing ukie at the harbor for the past 10 years.

It's a pleasure to see the smiling faces on the people who stroll by or stop to drink coffee & we love when they join us & sing along.

Our Saturday mornings are delightful as we join this group of dedicated ukiers! Please join us when you have time!! Elaine + Dave

BEACH, MUSIC, COMMUNITY,

BEACH, AND MORE

BEACH → SO

IMPORTANT TO US

ALL - WE APPRECIATE

IT.

ROCKY AUSTIN

To whom it may concern,  
The ukulele club at the harbor  
is a great community. They  
are welcoming to beginners.  
They are my only reason to come  
into town & spend money on lunch.

- George Feldman  
210 W Phillips Rd  
Watsonville CA 95076

I love playing ukulele  
by the beach. Please  
let us bring a little happiness  
into the world for us + others  
with the Ukulele Club.

♡ Krishna Feldman  
210 W Phillip Rd  
West, CA 95076

**Sea World**

# 5740 NATURAL ENEMIES IN THE WILD, SHAMU<sup>SM</sup> AND SEAMORE<sup>SM</sup> GET  
ALONG FINE AT SeaWorld.

Dear Port Commissioners,  
Thank you for letting the  
UKK group play on the beach  
every Sat. I really love  
it and look forward to it  
So much.

Gratefully, Susan Salunga  
Hive Oak

THIS AREA FOR OFFICIAL POSTAL USE ONLY

♻️ RECYCLED PAPER

Photo Credit — Sea World<sup>®</sup>  
© 1985 Sea World, Inc.  
All rights reserved.

Dear HarborMaster Pat Commissioners,

Thank you for providing a place  
space to promote music +  
commerce. Saturday @ the Harbor  
with my Mike buddies is the HIGHLIGHT  
of my week.

out  
2/21/23

**OCEANA**  
Protecting The  
World's Oceans  
www.oceana.org

with love appreciation,  
Debra Bunch 2370 Main Lane  
San Jose 95124



Jan Brueghel d. Ä. 1568 - 1625

Großer Blumenstrauß in einem Holzgefäß; um 1606/07  
Flowers in a Wooden Vessel; c. 1606/07

DAS KUNST  
HISTORISCHE  
MUSEUM  
WIEN

Dear Harbor Commissioners -

I own a house on Fifth Ave and enjoy  
my time in Santa Cruz. One of my greatest  
pleasures is participating in SOB Ukelele Saturday  
mornings. What a great group and such fun!! And  
the Ukelele Group & spectators provide so much  
business to the restaurants, coffee shops and  
parking at the Harbor. THANK YOU!!!

Larry Gualco

© Kunsthistorisches Museum Wien, 1992/1112

This gathering at the beach  
is an important part in  
all the participants lives  
and a lot of them are  
seniors who help each other  
out it's a wide ranging  
network beyond the 2 hours  
on Saturday and Sunday  
in Capitola. By supporting  
this group you do help a  
large number of folks, and  
not just here we have followers  
in Germany, France, Italy....  
let us work together to keep  
this <sup>warm</sup> <sup>S. Lake</sup> <sup>regards,</sup> <sup>like played</sup>

Dear Port Commissioner!  
I am one of the Ukulele  
players here at the Harbor  
and would like to ask you  
kindly and from my heart  
to support the Ukulele club  
of Santa Cruz in our efforts,  
which is not really an effort,  
because it's so much fun, to  
be able to stay here and  
enjoy the beach and make  
visitors smile, sing along  
with us and make their  
lives better. They are giving  
business to the restaurants  
and cafes and so do we.

4-29-2023

Harbor Commission,  
Thank-you for having our sons of the  
Beach Uke Group on Sat. mornings from  
10 - Noon.

I have lived and worked in Santa Cruz  
for 50 years (Santa Cruz City Schools &  
Dominican Hospital) and will be turning  
76 years old in June.

I grew up in a musical family -  
Dad & Mom belonged to The Columbia  
Record Club and we all sang along to  
Mitch Miller and The bouncing ball - attended  
musical performances and played  
instruments ... me, the guitar.

As I was retiring I learned of  
The Sons of The Beach and got myself  
a uke -- not only am I able to  
to meet, play & sing with family and  
friends but also enjoy the beautiful  
Harbor Beach. It is one of the  
major highlights of my week!

I am so grateful to be a part  
of this group and I know many  
many others feel this way too.

I really hope we will be able  
to stay ... Especially after this long  
rainy winter.

Thanks again so much,  
Rosalind Reith  
831 345-9651

Santa Cruz Harbor Masters  
and Port Commissioners

I wish to express  
my gratitude to the  
port commission of  
Santa Cruz Harbor.

I have been going  
to the beach to  
play volleyball for  
the past 12 years.  
Every Saturday  
morning. I live in  
Santa Cruz in  
Seabright so I can  
walk to the beach.  
Thank you very much  
for the beach.

Dear Commissioners

playing uke + singing  
on the beach every weekend  
is a joy in my life that  
I'm hooked on -

I lost my husband to  
cancer a couple years

ago + music and

music + dance has

been the most therapeutic  
thing for me.

to sing + play with the group  
is something I look forward to  
every week. I'm grateful for this  
being available.

Thank you.

There are many people who come from  
quite a distance to play (Lincoln is the furthest I  
so this is a special place - ~~not~~ and we  
~~that we are~~ are lucky to have  
the support of the community here.

thing all around.

It's a wonderful

My husband and I have  
been playing our ukuleles  
at the Yacht Harbor for the  
past 15 years !!

So much fun, laughter,  
love and happiness is  
shared on Saturday mornings.  
Everyone is welcome to  
join us, young + old !! Quite  
often tourists or locals stop  
& sing with us - some  
even dance.

Such happiness + joy! ♡

Laurie + Bob Lynch

SANTA CRUZ

Steamer Lane, located near Lighthouse Point in Santa Cruz, is internationally known for its excellent surfing conditions. The Mark Abbott Memorial Lighthouse is now a surfing museum.

Photography by Frank S. Balthis ©2020



Yello! We are ukelele players playing on the beach on Saturdays... What a perfect place to enjoy the Harbor and shops!! We eat breakfast at the Crows Nest and Java Junction and buy our gifts and presents at the Crows Nest Market. Thank you! for making


Frank Balthis Photography, P.O. Box 255, Davenport, CA 95017-0255

the beach available to us! It is a great community gathering place!


Daphnie & Bill Davidson

also... the people who come and unexpectedly see you cheer and love it!!

FB 162R  
Printed in U.S.A.



PLEASE DO NOT WRITE BELOW THIS LINE. SPACE RESERVED FOR U.S. POSTAL SERVICE.



4/26/23

Santa Cruz Harbor Commission -

We are part of the Sons and Daughters of the Beach that enjoy the beach on Saturdays from 10 to 12. We drive over from San Jose to enjoy the beach, the harbor and the restaurants there. Most of the time we eat at one of the eating places right there!

Thank you for allowing us the use of this awesome area!

Bob and Arlene Lopez

408-981-2987



April 26, 2023

Gentle Harbor Commissioners,

I take pen in hand to offer thanks for your on-going support for The Sons and Daughters of the Beach. This group of happy stowaways is a big part of what makes Santa Cruz a lively destination for me. I make my home in Santa Clara and it's the musical camaraderie at your harbor that gets my retired bones moving most every Saturday morning. It feels wonderful to play ukulele in the sun while soaking in the warm Santa Cruz sun. We form a circle that encloses hula dances, hula hoops, birthday serenades, and the occasional wayward volleyball. To me, what happens on your shore is as iconic and representative of the Santa Cruz experience as a surfboard or roller coaster. Thank you for keeping Santa Cruz weird.

Faithfully yours,

Justin Bell

Justin Bell  
Santa Clara, CA  
(408) 202-7556

To the Harbor Commissioners,

Please do not shut down  
the ukulele gathering.

IT is the only time I get  
to socialize with people  
on Saturdays.

THANK YOU

MICHAEL PORET


206 Pacheco Ave

1574 El Dorado Avenue  
Santa Cruz, CA 95062  
April 28, 2023

To the Harbor Commissioners:

When we moved to Santa Cruz almost ten years ago, we quickly found new friends among the musical group that gets together every Saturday morning on the beach at the Crow's Nest. Sons of the Beach brings together musicians of all abilities, adding to the great music scene here in Santa Cruz. Little children dance to the music in the center of the circle, while some ukulele players dance with hula hoops around the outside. Music lovers come from San Jose and around Monterey Bay to play tunes and sing together. Lots of young people have recently joined us. Our oldest ukulele player recently celebrated her 94th birthday.

Thank you for your continued support for Sons of the Beach. Actually now, people refer to us as Sons and Daughters of the Beach. It's a source of great pleasure to many people in the community, and I'm sure the nearby establishments welcome our business every Saturday morning.

  
Yours sincerely,  
Lincoln Russin, MD

Rick Allan

April 26, 2023

Port Commissioners

Santa Cruz Port District

Greetings,

I am writing in support of the Ukulele group that plays on the beach in front of the Crows Nest on Saturday mornings. I have played along with this group for over five years. When I moved to Santa Cruz in 2017 I heard about this group and decided to see what it was all about. It turned out to be a great decision. Not only do I get to play music every Saturday but I have made some wonderful friends! The positive attitude that these people share helps everyone who comes on Saturday brighten their week! Along with the group's members there are always spectators who listen and even sing along! This group of people not only entertains visitors but they spend money at the various businesses in the area. What a wonderful way to celebrate Santa Cruz every weekend.

Thank you for the continued support of the "Sons and Daughters of the Beach".

Sincerely Yours,

Rick Allan

A handwritten signature in cursive script that reads "Rick Allan". The signature is written in black ink and is positioned to the right of the typed name "Rick Allan".

2696 Christine Oaks

Santa Cruz

April 29, '23

To the Port Commissioners of  
Santa Cruz Harbor,

I am one of the ukulele players that come to the beach to play music on Saturday mornings. It's a fun activity that I enjoy doing outdoors and in such a beautiful spot.

I get to socialize with old and new friends in a healthy way. We support local businesses and pay for parking, and so contribute to the economy there.

I also see neighbors and tourists, come by and get a kick out of hearing the music and share our joy. It's a unique part of Santa Cruz.

Please allow the ukulele players of the Sons & Daughters of the Beach continue to play at this venue.

Thank You  
Janet Merrick

Jmerrick  
1062 Happy Valley Rd S.C 95065

Dear Harbor Commission,

My wife and I participate in the iconic Saturday morning Ukulele event. Thank you for your support. This event is unique because it is not a governmental or corporate-orchestrated endeavor.

There is a hunger for organic community events that do not necessitate fees, registration, juried admission, road closures, sales, etc.

These types of "only in" events make a city/town unique. They provide an incentive for out-of-towners to visit in addition to enriching the lives of local residents.

I suspect the vast majority of your constituents are proud of your efforts to accommodate this long-standing source of joy and will vote accordingly.

Sincerely,

A handwritten signature in black ink, appearing to read "Daniel Friedman", with a long, sweeping horizontal stroke extending to the right.

Daniel Friedman  
831 462-9055

1011 Bostwick Lane  
Santa Cruz, CA 95062  
April 30, 2023

Dear Harbormaster Anderson,

Thank you to the harbor and all its employees for supporting Sons of the Beach!

Our ability to meet as a group once a week for all these years has brought so much joy not just to the members, but to almost everyone who turns the corner and spots so many musicians playing together on the beach. I'm a weekly witness to the smiles. People sing along and film us on a regular basis. We're a novelty posted on social media all over the world.

Through Sons of the Beach, I've personally made dozens of friends, with relationships that have extended beyond our band. Many of our members are elderly, with several over 90. A number have disabilities. This is their most cherished activity of the week—a time to socialize and to be included in a broader community.

Finally, our group is good for all the businesses at the harbor, not just the many, many cups of coffee and tea and the bagels and muffins consumed from Java Junction and the Crow's Next Market, but full-scale lunches at the El Palomar Café. The group has even booked a cruise on the Chardonnay and plans to do so again. We're a magnet that draws visitors to Harbor Beach where they hang out and shop. And we give back to the community as regular supporters and cheerers along the Wharf-to-Wharf route.

Thank you for your many years of support to this invaluable cause.

Sincerely,

A handwritten signature in cursive script that reads "Vinnie Hansen". The signature is written in black ink and has a long, sweeping horizontal line extending to the right.

Vinnie Hansen  
Retired school teacher  
Nationally recognized author  
(831) 462-9055

April 29, 2023

Dear Santa Cruz Harbor:

I am writing to let you know what playing ukulele with Sons of the Beach at the harbor every Saturday means to me. I started playing ukulele in 2009 as a stress reducer when I was still working. My mother had just died and I went to Hawaii after her funeral. I bought my ukulele in a music store there after asking the clerk for a ukulele that sounded like a water fall.

After taking some classes I found the Sons of the Beach group. This group has always been very open to new participants. More experienced players share skills with new participants. There is a Hawaiian word for their practice: Kanikapila, which means get together, play music, have fun, no judging. I am now 75 years old. Since I have retired I have continued playing with this group every Saturday. I have met so many wonderful people in this group. And I treasure the time we spend together. From the smiles I see on the people who walk by while we are playing, I think visitors to the harbor businesses enjoy us too.

Thank you,



Linda Evans



The background of the page is a light cream color, decorated with a pattern of pink roses and scattered rose petals. Several colorful butterflies are scattered across the page, including a large one in the top left, one in the top right, one in the middle left, one in the bottom left, and one in the bottom right.

Margaret Laxson

Apr. 28, 2023

I am a member of the Saturday Ukulele group. Now, I am 94 yrs young and so enjoy this weekly group. It is my weekly time to enjoy friends and to entertain visitors. I hope the harbor master will allow us to enjoy the few hours we have each Saturday.

Thank You  
Marge Laxson

To Whom it may concern,

I want to thank you for allowing us to use the Harbor as a place to socialize, and play Ukuleles with good friends in one of the most beautiful places on earth. It gives us seniors and some younger individuals a place to go instead of staying home glued to a chair watching TV. It is the highlight of the week that we all look forward to all the time. My wife and I travel and play our Ukuleles with others when we can and everyone we meet always say how lucky we are to be able to do that in such a beautiful city.

Thank you thank you thank you,

Rudy Leon

April 23, 2023

Dear Members of the Santa Cruz Harbor Authority,

I'm writing to let you know how much I love the Saturday ukulele group, Sons and Daughters of the Beach, that meets every Saturday from 10-12 by the harbor. I think this group is a priceless treasure that Santa Cruz is very, very lucky to have.

I moved to Santa Cruz from Vermont last summer, not knowing a soul here, and just happened upon the group playing on the beach. It was such a wonderful, positive and inclusive group of fun people that I actually bought a ukulele and their song books that same week, and started learning how to play.

Attending the Saturday ukulele event is now the high point of my week. I never miss a day if at all possible. I have made many new friends in the group, and when old friends and family come to visit, we always plan our activities around the sing-a-longs. I love the whole vibe of so many people happily singing classic songs and playing ukuleles with the backdrop of people playing volleyball, boats coming and going from the harbor, and children and dogs playing by the water. To me, this represents the iconic spirit of Santa Cruz as a laid back, hang loose community.

Thank you for your support for Sons and Daughters of the Beach. Here's to many, many more Saturdays playing ukuleles by the harbor.

Sincerely,

Ann Gross

Santa Cruz

Santa Cruz Harbor Master

The Sons of the Beaches ukulele group is a welcoming friendly group that lets all levels of players and, visitors enjoy the music along with the harbor vistas. I have made many friends here and participated in community events such as Wharf to Wharf and the opening of the round-a-bout at the harbor.

This group is a true thriving community treasure!

Thank you for letting us use the beach for our venue.

Tom Ard  
204 Kalkar Dr.  
Santa Cruz CA

04/26/2023

Kathleen Riley  
2022 Harper St  
Santa Cruz CA 95062

Santa Cruz Port District  
135 5Th Ave  
Santa Cruz CA 95062

To Commissioners: Toby Goddard, Reed Geisreiter, Dennis Smith, and Darren Gertler

RE: Sons and Daughters of the Beach

Greetings Commissioners. I am a member of the above mentioned Ukulele Group that plays at the harbor every Saturday morning. I discovered the group 2010, while walking along the beach. At that time I was a SC Harbor slip holder, A Dock. The group has brought me happiness and community. It's a joy to watch the people strolling by as we play and sing. Our hula dancers work the kids that want to learn a few moves or join the group circle for Hand Jive. It appears to me that the group brings happiness to others and provides visitors and locals a reason to stop and spend their time and money at the beach.

Many members enjoy breakfast before the play along or a treat during our intermission. This seems to be a win win situation for the harbor businesses and the Sons and Daughters of the Beach, seeking a place to make music. It is my hope that this tradition continues.

Thank you for considering my position.

Sincerely



Kathleen Riley

April 29, 2023

To the Harbor Commission,

When I moved to Santa Cruz from New York nine years ago, I knew very few people. I started taking ukulele lessons, and someone suggested I go to the beach on Saturday mornings.

I did, and it literally changed my life. I met so many new people, some who have become my very closest friends.

The beach on Saturday morning has become my "happy place!"

I think people come from all around to see and hear our uke playing and singing and join in. I think it's put our Santa Cruz community on the map. Hopefully, we can continue to do this for many years to come.

Sincerely,  
Dianne Kessler  
516-314-4851

Hello!

I've just moved to Santa Cruz and the most amazing part of being here has been joining The Ukulele Club of Santa Cruz! They are known to ukulele players far and wide because of all of the amazing song books they've published over the years.

It's an honor to be able to play music on the beach with this legendary group of people! Plus it's a ton of fun!

Thank you  
and  
Best Wishes

Emily Key



# Harbor Commissioners



me 1:37 PM  
to Paul v



4/22/23

Dear Harbor Commissioners:

My wife and i are some of the last of the original ukulele group who started to play at the beach with Bill and Jewell Geisreiter and Paul and Donna Ruiz some 20 years ago and have totally enjoyed and benefitted from the Harbor's hospitality and friendship over the years. The weekly gathering has enabled us to develop a vast array of friends and has helped all of us to maintain social interconnections and support as we have aged. From what we have heard over the years this place and the Sons and Daughters of the Beach are unique in the world.

Many thanks.

Mickey & Madaline Tomlinson  
329 10th Ave.  
Santa Cruz, Ca 95062

cc.Paul Ruiz

← Reply

→ Forward





DEAR HARBOR  
COMMISSIONERS,

I JUST WANT TO LET  
YOU KNOW HOW MUCH  
I APPRECIATE BEING ABLE  
TO PLAY UKULELE ON THE  
BEACH SATURDAYS. IT'S  
A GREAT <sup>TIME</sup> TO GRAB A LATTE  
AND ENJOY MUSIC ON  
THE BEACH. IT'S ALSO  
PROBABLY THE MOST I'VE  
BEEN PHOTOGRAPHED BY  
TOURISTS IN MY LIFE.  
THANKS FOR YOUR HELP  
IN MAKING THIS HAPPEN.

—JOHN FAY

April 29, 2023

Dear Commissioner

As a humble member of the  
Sons and Daughters Ukulele club,  
I would like to take this  
opportunity to say how grateful I am  
that we are allowed to sing, strum,  
hula, hoop, and enjoy the many treats  
available at the Harbor of South Cruz

Yours truly, and respectfully,

Buddy Beatt

"the singing surfer"


TO WHOME IT MAY CONCERN,  
I WAS LUCKY TO BECOME INVOLVED WITH  
THE UKULELE GROUP AT THE BEACH  
MANY YEARS AGO. IT CHANGED MY LIFE.  
THE JOY OF MUSIC HAS BROUGHT HUNDREDS  
OF PLEASURABLE HOURS TO MY DAYS. I HAVE  
SINCE BECOME A LEADER OF THE GROUP  
AND HAVE SEEN MANY MANY SR. CITIZENS  
ENJOYING BEAUTIFUL MORNINGS TAKING IN THE  
SITES AND SOUNDS OF THE BEACH, MAKING  
NEW FRIENDS AND ENJOYING GOOD FOOD  
INSTEAD OF SITTING AT HOME MESMERIZED  
BY THE TV. I TRAVEL IN MY RV ALOT  
AND EVERYWHERE WE GO, PEOPLE WHO PLAY  
THE UKULELE MENTION SANTA CRUZ YACHT  
HARBOR AS BEING THE FORERUNNER OF THIS  
MUSICAL EXPLOSION. I AM SO GRATEFUL  
THAT YOU HAVE PROVIDED THIS FOR THE  
COMMUNITY.

Thank you so very much.

Sincerely

Cherie Fischer

4/22/2023



Santa Cruz Harbor Masters and Port Commissioners

I want to express my gratitude to the Harbor Masters, Port Commissioners, and other caretakers, <sup>and</sup> stewards of the S.C. Harbor.

I have been going through some extreme hardships and stressful events in my life. I come to the Sons and Daughters of the Beach Ukulele Club at the S.C. Harbor, every Saturday 10-12.

I feel that this group has given me wings so that I can fly. I have gone from having 1 friend to having over 100 friends. This experience of being on the beach with the tourists, community and with the musicians makes life worth living. Thank You for having

Thank You COMMISSIONER !!

Thank you !!

Kelly Busnardo  
2120 N. Pacific Ave. #54  
SC. 95060 831-251-5976

Much Love

!!!

April 26, 2023

Port Commissioners  
Santa Cruz Port District


Greetings:

Please support the continued use of the Santa Cruz Harbor Beach venue by the Sons and Daughters of the Beach ukulele players.

I am one of those ukulele players, and I look forward to gathering on the Harbor Beach every Saturday morning for a totally enjoyable two hours of good times singing and strumming with my friends--some of whom are new and some friends of more than 50 years!

In addition, many visitors love to gather to enjoy the special Santa Cruz beach vibe while watching and singing along to the ukulele music and patronizing local restaurants.

Playing ukuleles on the Harbor Beach every Saturday morning means a lot to me personally, but I truly believe it means a lot to the local community and visitors who enjoy a unique Santa Cruz experience.

Sincerely,   
Kathleen Lynch  
151 Moon Meadow Lane, Felton, CA

April 28, 2023

Santa Cruz Harbor master, and port commission

Just a quick Thank you Note from a  
Santa Cruz Home owner, and local Taxpayer,  
and Ukulele Player.

This group of diverse people join in  
music and fellowship weekly, and have  
visitors from around the world. We  
share our love thru music, song,  
laughter, and Fellowship. This is what  
makes Santa Cruz Special!

Thank you for keeping a safe Harbor

Group ambassador Sons and Daughters  
of the beach

Lew Hinchcliffe RN.  
300 Eversandine  
SC CA 95060  
831-420-0631

March 27, 2023

Harbormaster  
135 5<sup>th</sup> Ave  
Santa Cruz, CA 95062

Dear Harbormaster,

Playing ukulele on the beach at the Santa Cruz Harbor has been an important part of my life since 2014. I have met so many wonderful people that have become friends. We enjoy the good times and help each other through the difficult times that are a part of life.

My children, grandchildren, and friends have fun watching and being part of the positive vibes shared through music and laughter. It has inspired my 7-year-old grandson to learn how to play ukulele. This sounds like a great break from the video games and phone apps that young children want to sit and stare at for hours on end.

My neighbors all wave at me when I'm walking to Ukulele on Saturday mornings. Many of them wander down to listen and enjoy a cup of coffee or breakfast supporting the local businesses such as Java Junction, Café El Palomar, and the Crows Nest. Most of the ukulele players also support these businesses. My friends and I always enjoy having a beverage and lunch when the session ends at noon.

I have met people visiting from other parts of the country and the world that believe this is a very good thing that is happening at this location on the beach. Some are ukulele players that have heard about it and wanted to join in for the day, and others are tourists that just happened to be walking by and enjoy seeing so many people having fun at the beach.

The two-hour Saturday Ukulele sessions that take place on the beach at the harbor are very healthy, positive, and enjoyable events that have become a part of the Santa Cruz experience. I truly hope it continues for future generations to enjoy.

Sincerely,



Steve Newgren  
255 9<sup>th</sup> Ave  
Santa Cruz, CA 95062

To Harbor Commissioners

April 29, 2023

Thanks so much for supporting  
our ukulele group on Sat. Mornings!

Playing there has been <sup>and is</sup> one of  
the highlights of my week.

When we have pet sitters stay  
at our house we tell them to check  
it out & they are always amazed.  
It is a very unique and special  
weekly event.

Thank you!

Janice Null  
scserf@gmail.com  
831-227-5737



1020 West Cliff Drive  
Santa Cruz, CA 95060

April 30, 2023

Port Commissioners  
Santa Cruz Harbor  
Santa Cruz, CA  
and functions

Dear Sirs/ Madams:

I have been a resident of Santa Cruz for the past thirty years. For approximately fifteen of those years, we have been heading down to the harbor, either to rent a sailboat, or to attend functions at the Santa Cruz Yacht Club or to sing and play the ukulele with a group of fun-loving community members who call themselves the Sons and Daughters of the Beach.

The Saturday morning song session, by far, is the height of community activity for me, and in particular, for other older adults. I implore you to support this activity, rather than ban it.

Thousands of tourists who have visited over the years always burst into smiles of delight when they round the corner by the Crows Nest and see and hear a group of older people singing and playing together.

We meet for only two hours per week, on Saturday morning from 10:00 - 12:00. People from all over the world buy food and stay for a short time to enjoy the music. It's a celebration of a strong sense of our Santa Cruz community and a demonstration of nonviolence to show the world that America is inclusive of all ages of people.

I pity you if you do not understand the importance of the values of singing together at the beach as a community. It provides an opportunity for people of all ages to meet together, enjoy the fresh air, and celebrate life.

Please don't take that joy away from us.

Yours truly,

A handwritten signature in black ink that reads "Don & Nancy Stephens". The signature is written in a cursive, flowing style.

Don and Nancy Stephens

# Marc Luettchau and Peter Macht

112 Hanover St.  
Santa Cruz, Ca. 95062  
831-459-7554  
lollygreen@gmail.com

April 28, 2023

Santa Cruz Harbor Commission

To whom it may concern,

We are writing in support of the ukulele group that plays on the beach in front of the Crow's Nest on Saturdays between 10am and noon. We have been attending this weekly gathering for several years now. It has provided us with a link to a community of wonderful people with a shared love of music. As a result, we have made long lasting friendships with people outside of our usual social circles, specifically seniors who we wouldn't have met otherwise.

Although there is a diverse age range, many of our members are elderly. This particular location allows for easy coastal access for those with mobility issues to attend. Meeting on the sand, under the sun, with a view of the ocean and the boats coming in and out of the harbor brings joy and connects this group to the greater harbor community, which in turn builds a stronger community for us all.

The members of the group support the local businesses before, during and after the two hour window. Many, including us, get coffee and food at the coffee shop, have lunch at the Crow's nest or El Palomar, and shop in the Crow's Nest Beach Market.

The gathering is positive and joyful. On countless occasions visitors to the beach or nearby businesses are seen with smiles on their faces when they come upon our group. They often film the event and some even join in for a while by singing along.

It is our sincere hope that we can continue playing at this location we've come to love for the foreseeable future. Please continue your support for this beloved Santa Cruz institution.

Best Regards,

Marc Luettchau and Peter Macht

DEAR HARBOR COMMISSION,

I AM WRITING AS A MEMBER OF THE UKULELE GROUP THAT MEETS ON SATURDAY MORNING. I STARTED GOING DOWN TO THE BEACH IN 2008 TO HANG OUT WITH MY MOM & SING ALONG TO THE SONGS. THE UKULELE IS INFECTIOUS AND SOON I PURCHASED A UKE AND TOOK A FEW LESSONS AND ~~W~~ JOINED THE GROUP AS A PLAYER. TO ME AS A YOUNGER MEMBER OF THE GROUP, THIS IS A HAPPY FUN PLACE TO START MY WEEKEND I GET SO MUCH JOY AND HAPPINESS. IT PUTS ME IN A BETTER PLACE NO MATTER HOW BAD OR STRESSFUL MY WORK WEEK WAS. I WOULD BE AT A LOSS IF THIS OUTLET WAS NOT THERE FOR ME TO UNWIND. PLEASE PLEASE DO NOT VOTE TO HAVE OUR GROUP BANNED FROM PLAYING ON THE BEACH. ITS BRINGS JOY TO SO MANY PEOPLE AND IS A POSITIVE EVENT IN THIS WORLD WHERE SO ~~ADAM~~ MANY TRAGEDYS KEEP

HAPPENING. THANK YOU FOR  
YOUR TIME & CONSIDERATION

Davina Zottarelli

DAVINA ZOTTARELLI

1713 EASTBROOK COURT

SANTA CRUZ CA 95062

DAVIZOTT@YAHOO.COM

# Santa Cruz Port District Port Commission Review Calendar / Follow-Up Items 2023-24

## 2023

### January-March

- ✓ Committee Assignments for 2023
- ✓ Sea Scouts' Biannual Report
- ✓ FY 24 Budget
- ✓ Review 5-year CIP
- ✓ Slip Vacancy Biannual Report / Waiting List Statistics
- ✓ Form 700 Filing (due by 3/31 each year)
- ✓ Biennial Anti-Harassment/Anti-Discrimination Training
- ✓ Crow's Nest Beach Market Rent Review at Option Period Ending 4/30/2023  
*2 (5) year options to extend*
- Intero Real Estate Rent Review at Option Period Ending 5/31/2023  
*1 (5) year option to extend*

### April-June

- Dredge Report 2022-24

### July-September

- Annual O'Neill Sea Odyssey Report (annual review of slip rent reduction. PC action Jul-07)
- Sea Scouts' Biannual Report
- Slip Vacancy Biannual Report / Waiting List Statistics
- Review of CalPERS Actuarial Valuation Report

### October-December

- Mid Fiscal Year Review of CIP
- Annual Vessel Use List Review
- Annual Review of Business Use of Slips
- Ethics Training Update (due by year end)
- Port Commission Officers for 2024

## Committee Review Items

- ✓ Comprehensive Review of Charter Fees and Public Benefit Discount Policy (January – April 2023)

## 2024

### January-March

- Committee Assignments for 2024
- Sea Scouts' Biannual Report
- FY 25 Budget
- Review 5-year CIP
- Slip Vacancy Biannual Report / Waiting List Statistics
- Form 700 Filing (due by 3/31 each year)

### April-June

- Café El Palomar Lease Exp. 7/31/2024  
*2 (5) year option to extend / rent review at first or second option period*
- Biennial Update to Conflict-of-Interest Code

### July-September

- Annual O'Neill Sea Odyssey Report (annual review of slip rent reduction. PC action Jul-07)
- Dredge Report 2023-24
- Sea Scouts' Biannual Report
- Slip Vacancy Biannual Report / Waiting List Statistics
- Review of CalPERS Actuarial Valuation Report

### October-December

- Mid Fiscal Year Review of CIP
- Annual Vessel Use List Review
- Annual Review of Business Use of Slips
- Ethics Training Update (due by year end)
- Port Commission Officers for 2024

## Future Calendar

- 7<sup>th</sup> and Brommer Property Assessment
- ABC End-Tie Review after Murray Street Bridge Retrofit
- Pedestrian Traffic Safety Improvements Review

### Key

- Pending
- In process
- ✓ Done